

Series 579

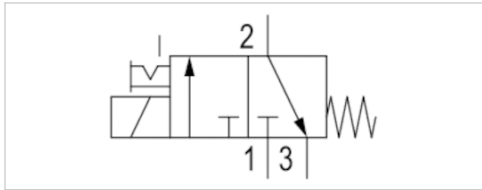


AVENTICS™ Series 579



3/2-directional valve, Series 579

- NC
- Qn = 50 l/min
- Pipe connection
- Compressed air connection output Ø 6x1
- Electrical connection Plug, ISO 15217, form C
- Manual override with detent



Version	Poppet valve
Activation	Electrically
Sealing principle	Soft sealing
Working pressure min./max.	0 ... 7 bar
Ambient temperature min./max.	-15 ... 50 °C
Medium temperature min./max.	-15 ... 50 °C
Medium	Compressed air
Max. particle size	5 µm
Oil content of compressed air	0 ... 1 mg/m³
Nominal flow Qn	50 l/min
Protection class with connection	IP65
Reverse polarity protection	Protected against polarity reversal
Duty cycle	100 %
Typ. switch-on time	20 ms
Typ. switch-off time	23 ms
Weight	0.079 kg

Technical data

Part No.	MO	Type	Compressed air connection	
			Input	Output
5794000210		single valve	Ø 6x1	Ø 6x1
5794000220		single valve	Ø 6x1	Ø 6x1
5794000620		single valve	Ø 6x1	Ø 6x1
5794005220		single valve	Ø 6x1	Ø 6x1
5794005270		single valve	Ø 6x1	Ø 6x1
5794005280		single valve	Ø 6x1	Ø 6x1

Part No.	Compressed air connection	Operational voltage	
		DC	AC 50 Hz
5794000210	Ø 6x1	12 V	-
5794000220	Ø 6x1	24 V	-
5794000620	Ø 6x1	24 V	-
5794005220	Ø 6x1	-	24 V
5794005270	Ø 6x1	-	110 V
5794005280	Ø 6x1	-	230 V

Part No.	Operational voltage	Power consumption	Holding power	Holding power
		DC	AC 50 Hz	AC 60 Hz
	AC 60 Hz			

Part No.	Operational voltage	Power consumption	Holding power	Holding power
		DC	AC 50 Hz	AC 60 Hz
5794000210	-	2 W	-	-
5794000220	-	2 W	-	-
5794000620	-	2.1 W	-	-
5794005220	24 V	-	3.1 VA	3.1 VA
5794005270	110 V	-	3 VA	3 VA
5794005280	230 V	-	3.1 VA	3.1 VA

Part No.	Switch-on power	Switch-on power	LED	Protected against polarity reversal	
	AC 50 Hz	AC 60 Hz			
5794000210	-	-	-	Protected against polarity reversal	-
5794000220	-	-	-	Protected against polarity reversal	-
5794000620	-	-	Red	Protected against polarity reversal	1)
5794005220	4.2 VA	4.2 VA	-	Protected against polarity reversal	-
5794005270	4.2 VA	4.2 VA	-	Protected against polarity reversal	-
5794005280	4.4 VA	4.4 VA	-	Protected against polarity reversal	-

Nominal flow Q_n at 6 bar and Δp = 1 bar, MO = Manual override

1) with LED and protective diode for reducing voltage peaks in the solenoid coil

Technical information

The min. control pressure must be adhered to, since otherwise faulty switching and valve failure may result!

The pressure dew point must be at least 15 °C under ambient and medium temperature and may not exceed 3 °C .

The oil content of compressed air must remain constant during the life cycle.

Use only the approved oils from AVENTICS. Further information can be found in the "Technical information" document (available in the MediaCentre).

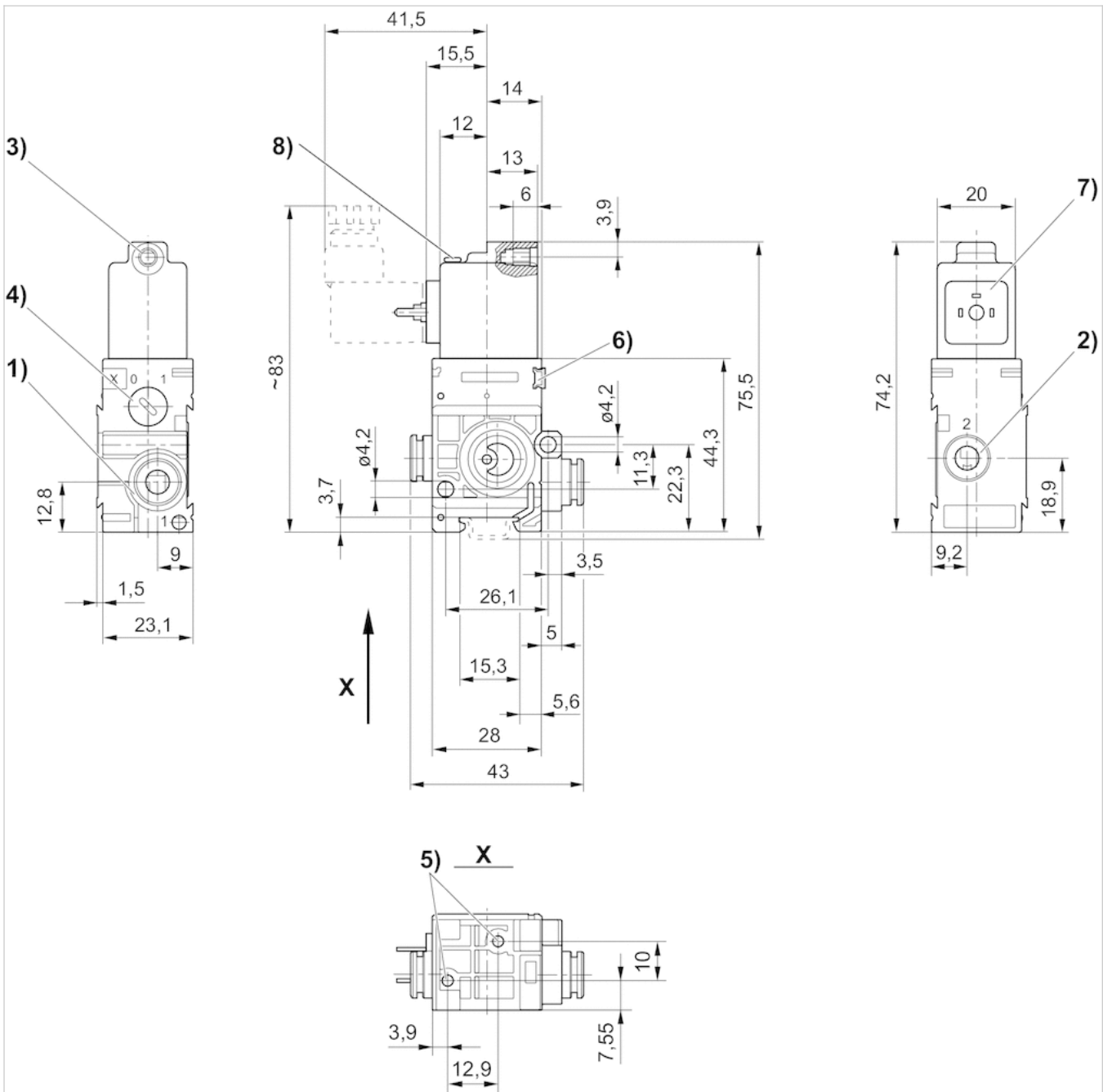
Versions with voltage of less than 50 V DC do not have a protective ground.

Technical information

Material	
Housing	Polyamide
Seals	Acrylonitrile butadiene rubber

Dimensions

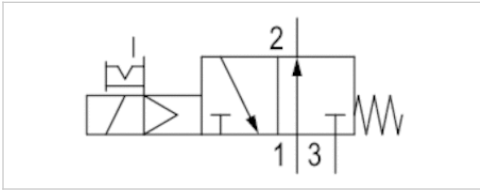
Dimensions



- 1) Port 1
- 2) Port 2
- 3) Port 3, core Ø for M5
- 4) Manual override
- 5) Pocket hole 6 mm deep for 3.5 self-tapping screw
- 6) Mounting space for name plate
- 7) Coil can be rotated at 180° intervals
- 8) LED















3/2-directional valve, Series 579

- NO
- Qn = 520-600 l/min
- Pipe connection
- Compressed air connection output Ø 6x1 Ø 8x1
- Electrical connection Plug, ISO 15217, form C
- Manual override with detent



Version	Poppet valve
Activation	Electrically
Pilot	Internal
Sealing principle	Soft sealing
Working pressure min./max.	2 ... 8 bar
Ambient temperature min./max.	-15 ... 50 °C
Medium temperature min./max.	-15 ... 50 °C
Medium	Compressed air
Max. particle size	5 µm
Oil content of compressed air	0 ... 1 mg/m ³
Nominal flow Qn	See table below
Protection class with connection	IP65
Reverse polarity protection	Protected against polarity reversal
Duty cycle	100 %
Typ. switch-on time	18 ms
Typ. switch-off time	16 ms
Weight	0.093 kg

Technical data

Part No.	MO		Type	Compressed air connection	
				Input	Output
5794410210		NO	single valve	Ø 6x1	
5794410220		NO	single valve	Ø 6x1	
5794410620		NO	single valve	Ø 6x1	
5794415220		NO	single valve	Ø 6x1	
5794415270		NO	single valve	Ø 6x1	
5794415280		NO	single valve	Ø 6x1	
5794415680		NO	single valve	Ø 6x1	
5794610210		NO	single valve	Ø 8x1	
5794610220		NO	single valve	Ø 8x1	
5794610620		NO	single valve	Ø 8x1	
5794615220		NO	single valve	Ø 8x1	
5794615270		NO	single valve	Ø 8x1	
5794615280		NO	single valve	Ø 8x1	
5794615680		NO	single valve	Ø 8x1	

Part No.	Compressed air connection		Operational voltage	Operational voltage
	Input	Output		
5794410210	Ø 6x1	Ø 6x1	DC	AC 50 Hz
5794410220	Ø 6x1	Ø 6x1	12 V	-
			24 V	-

Part No.	Compressed air connection	Operational voltage	Operational voltage
	Output	DC	AC 50 Hz
5794410620	Ø 6x1	24 V	-
5794415220	Ø 6x1	-	24 V
5794415270	Ø 6x1	-	110 V
5794415280	Ø 6x1	-	230 V
5794415680	Ø 6x1	-	230 V
5794610210	Ø 8x1	12 V	-
5794610220	Ø 8x1	24 V	-
5794610620	Ø 8x1	24 V	-
5794615220	Ø 8x1	-	24 V
5794615270	Ø 8x1	-	110 V
5794615280	Ø 8x1	-	230 V
5794615680	Ø 8x1	-	230 V

Part No.	Operational voltage	Power consumption	Holding power	Holding power
	AC 60 Hz	DC	AC 50 Hz	AC 60 Hz
5794410210	-	1.6 W	-	-
5794410220	-	1.6 W	-	-
5794410620	-	1.7 W	-	-
5794415220	24 V	-	2.2 VA	1.8 VA
5794415270	110 V	-	3 VA	2.4 VA
5794415280	230 V	-	2.3 VA	2 VA
5794415680	230 V	-	2.5 VA	2.2 VA
5794610210	-	1.6 W	-	-
5794610220	-	1.6 W	-	-
5794610620	-	1.7 W	-	-
5794615220	24 V	-	2.2 VA	1.8 VA
5794615270	110 V	-	3 VA	2.4 VA
5794615280	230 V	-	2.3 VA	2 VA
5794615680	230 V	-	2.5 VA	2.2 VA

Part No.	Switch-on power	Switch-on power	Pilot	Flow	LED
	AC 50 Hz	AC 60 Hz		Qn	
5794410210	-	-	Internal	520 l/min	-
5794410220	-	-	Internal	520 l/min	-
5794410620	-	-	Internal	520 l/min	Red
5794415220	3 VA	2.6 VA	Internal	520 l/min	-
5794415270	4.2 VA	3.4 VA	Internal	520 l/min	-
5794415280	3.2 VA	2.8 VA	Internal	520 l/min	-
5794415680	3.4 VA	3 VA	Internal	520 l/min	Red
5794610210	-	-	Internal	600 l/min	-
5794610220	-	-	Internal	600 l/min	-
5794610620	-	-	Internal	600 l/min	Red
5794615220	3 VA	2.6 VA	Internal	600 l/min	-
5794615270	4.2 VA	3.4 VA	Internal	600 l/min	-
5794615280	3.2 VA	2.8 VA	Internal	600 l/min	-
5794615680	3.4 VA	3 VA	Internal	600 l/min	Red

Part No.	Protected against polarity reversal	
5794410210	Protected against polarity reversal	-
5794410220	Protected against polarity reversal	-
5794410620	Protected against polarity reversal	1)
5794415220	Protected against polarity reversal	-
5794415270	Protected against polarity reversal	-
5794415280	Protected against polarity reversal	-
5794415680	Protected against polarity reversal	-
5794610210	Protected against polarity reversal	-
5794610220	Protected against polarity reversal	-
5794610620	Protected against polarity reversal	1)
5794615220	Protected against polarity reversal	-
5794615270	Protected against polarity reversal	-
5794615280	Protected against polarity reversal	-
5794615680	Protected against polarity reversal	-

Nominal flow Qn at 6 bar and Δp = 1 bar, MO = Manual override

1) With LED and protective diode for reducing voltage peaks in the solenoid coil, protected against polarity reversal

Technical information

The min. control pressure must be adhered to, since otherwise faulty switching and valve failure may result!
 The pressure dew point must be at least 15 °C under ambient and medium temperature and may not exceed 3 °C .
 The oil content of compressed air must remain constant during the life cycle.
 Use only the approved oils from AVENTICS. Further information can be found in the “Technical information” document (available in the MediaCentre).

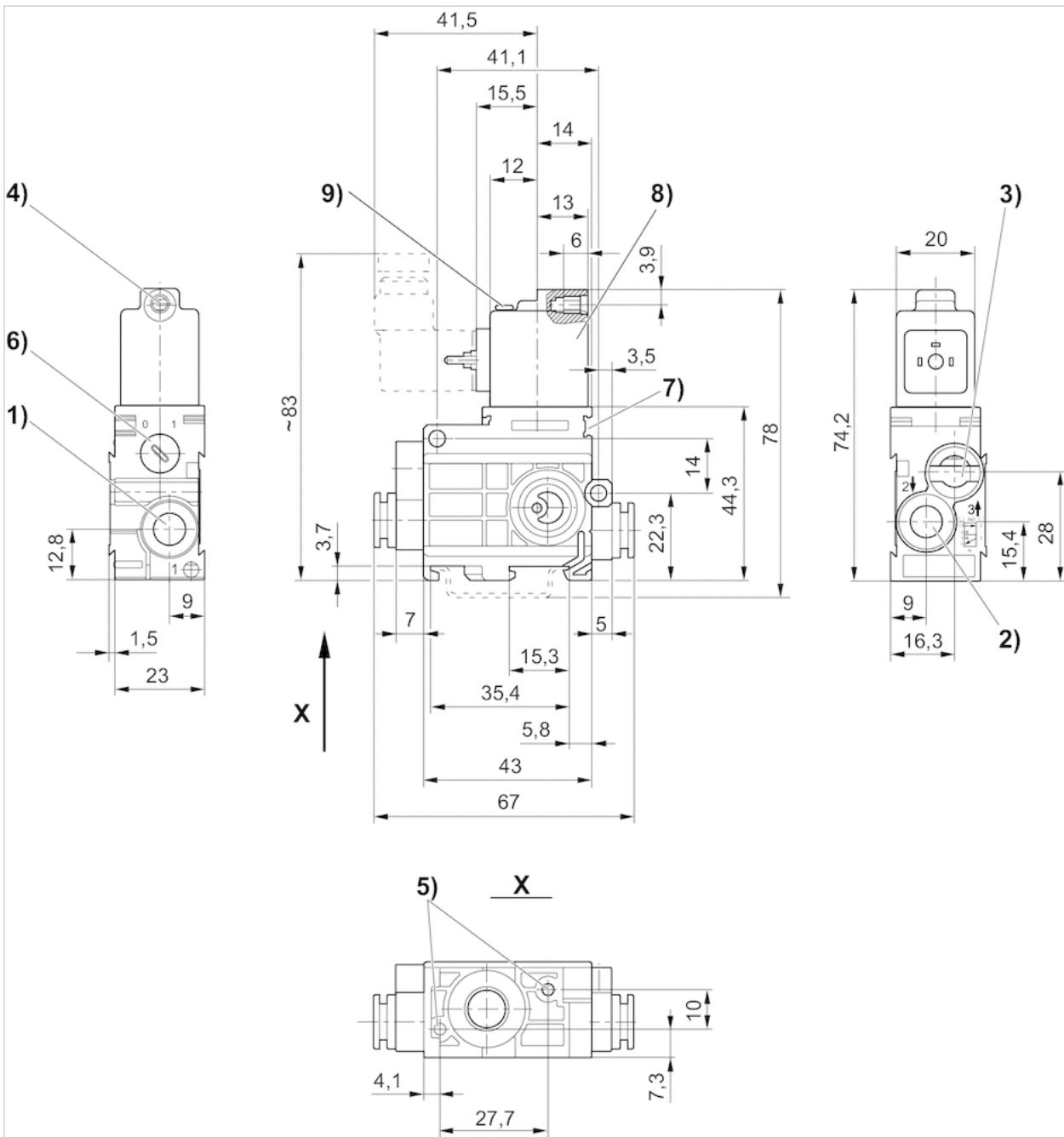
At an ambient temperature of 40 °C the max. working pressure is 10 bar .
 Versions with voltage of less than 50 V DC do not have a protective ground.

Technical information

Material	
Housing	Polyamide
Seals	Acrylonitrile butadiene rubber Polyurethane

Dimensions

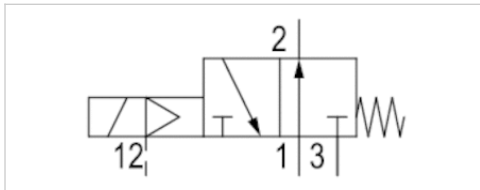
Dimensions



- 1) Port 1
- 2) Port 2
- 3) Port 3, exhaust air must not be throttled
- 4) Core Ø for M5
- 5) Pocket hole 6 mm deep for 3.5 self-tapping screw
- 6) Manual override
- 7) Mounting space for name plate
- 8) Coil can be rotated at 180° intervals
- 9) LED

3/2-directional valve, Series 579

- NO
- External
- Qn = 520-600 l/min
- Pipe connection
- Compressed air connection output Ø 6x1 Ø 8x1
- Electrical connection Plug, ISO 15217, form C



Version	Poppet valve
Activation	Electrically
Pilot	External
Sealing principle	Soft sealing
Working pressure min./max.	0.5 ... 8 bar
Control pressure min./max.	2 ... 8 bar
Ambient temperature min./max.	-15 ... 50 °C
Medium temperature min./max.	-15 ... 50 °C
Medium	Compressed air
Max. particle size	5 µm
Oil content of compressed air	0 ... 1 mg/m ³
Nominal flow Qn	See table below
Protection class with connection	IP65
Reverse polarity protection	Protected against polarity reversal
Duty cycle	100 %
Typ. switch-on time	18 ms
Typ. switch-off time	16 ms
Weight	0.093 kg

Technical data

Part No.		Type	Compressed air connection	
			Input	Output
5794420210	NO	single valve	Ø 6x1	Ø 6x1
5794420220	NO	single valve	Ø 6x1	Ø 6x1
5794420620	NO	single valve	Ø 6x1	Ø 6x1
5794425220	NO	single valve	Ø 6x1	Ø 6x1
5794425270	NO	single valve	Ø 6x1	Ø 6x1
5794425280	NO	single valve	Ø 6x1	Ø 6x1
5794425680	NO	single valve	Ø 6x1	Ø 6x1
5794620210	NO	single valve	Ø 8x1	Ø 8x1
5794620220	NO	single valve	Ø 8x1	Ø 8x1
5794620620	NO	single valve	Ø 8x1	Ø 8x1
5794625220	NO	single valve	Ø 8x1	Ø 8x1
5794625270	NO	single valve	Ø 8x1	Ø 8x1
5794625280	NO	single valve	Ø 8x1	Ø 8x1
5794625680	NO	single valve	Ø 8x1	Ø 8x1

Part No.	Compressed air connection		Operational voltage	Operational voltage
	Pilot connection			
5794420210	Ø 4		DC	AC 50 Hz
			12 V	-

Part No.	Compressed air connection		Operational voltage	Operational voltage
	Pilot connection		DC	AC 50 Hz
5794420220	Ø 4		24 V	-
5794420620	Ø 4		24 V	-
5794425220	Ø 4		-	24 V
5794425270	Ø 4		-	110 V
5794425280	Ø 4		-	230 V
5794425680	Ø 4		-	230 V
5794620210	Ø 4		12 V	-
5794620220	Ø 4		24 V	-
5794620620	Ø 4		24 V	-
5794625220	Ø 4		-	24 V
5794625270	Ø 4		-	110 V
5794625280	Ø 4		-	230 V
5794625680	Ø 4		-	230 V

Part No.	Operational voltage	Power consumption	Holding power	Holding power
	AC 60 Hz	DC	AC 50 Hz	AC 60 Hz
5794420210	-	1.6 W	-	-
5794420220	-	1.6 W	-	-
5794420620	-	1.7 W	-	-
5794425220	24 V	-	2.2 VA	1.8 VA
5794425270	110 V	-	3 VA	2.4 VA
5794425280	230 V	-	2.3 VA	2 VA
5794425680	230 V	-	2.5 VA	2.2 VA
5794620210	-	1.6 W	-	-
5794620220	-	1.6 W	-	-
5794620620	-	1.7 W	-	-
5794625220	24 V	-	2.2 VA	1.8 VA
5794625270	110 V	-	3 VA	2.4 VA
5794625280	230 V	-	2.3 VA	2 VA
5794625680	230 V	-	2.5 VA	2.2 VA

Part No.	Switch-on power	Switch-on power	Pilot	Flow	LED
	AC 50 Hz	AC 60 Hz		Qn	
5794420210	-	-	External	520 l/min	-
5794420220	-	-	External	520 l/min	-
5794420620	-	-	External	520 l/min	Red
5794425220	3 VA	2.6 VA	External	520 l/min	-
5794425270	4.2 VA	3.4 VA	External	520 l/min	-
5794425280	3.2 VA	2.8 VA	External	520 l/min	-
5794425680	3.4 VA	3 VA	External	520 l/min	Red
5794620210	-	-	External	600 l/min	-
5794620220	-	-	External	600 l/min	-
5794620620	-	-	External	600 l/min	Red
5794625220	3 VA	2.6 VA	External	600 l/min	-
5794625270	4.2 VA	3.4 VA	External	600 l/min	-
5794625280	3.2 VA	2.8 VA	External	600 l/min	-
5794625680	3.4 VA	3 VA	External	600 l/min	Red

Part No.	Protected against polarity reversal	
5794420210	Protected against polarity reversal	-
5794420220	Protected against polarity reversal	-
5794420620	Protected against polarity reversal	1)
5794425220	Protected against polarity reversal	-
5794425270	Protected against polarity reversal	-
5794425280	Protected against polarity reversal	-
5794425680	Protected against polarity reversal	-
5794620210	Protected against polarity reversal	-
5794620220	Protected against polarity reversal	-
5794620620	Protected against polarity reversal	1)
5794625220	Protected against polarity reversal	-
5794625270	Protected against polarity reversal	-
5794625280	Protected against polarity reversal	-
5794625680	Protected against polarity reversal	-

Nominal flow Qn at 6 bar and $\Delta p = 1$ bar, MO = Manual override

1) With LED and protective diode for reducing voltage peaks in the solenoid coil, protected against polarity reversal

Technical information

The min. control pressure must be adhered to, since otherwise faulty switching and valve failure may result!
 The pressure dew point must be at least 15 °C under ambient and medium temperature and may not exceed 3 °C .
 The oil content of compressed air must remain constant during the life cycle.
 Use only the approved oils from AVENTICS. Further information can be found in the “Technical information” document (available in the MediaCentre).

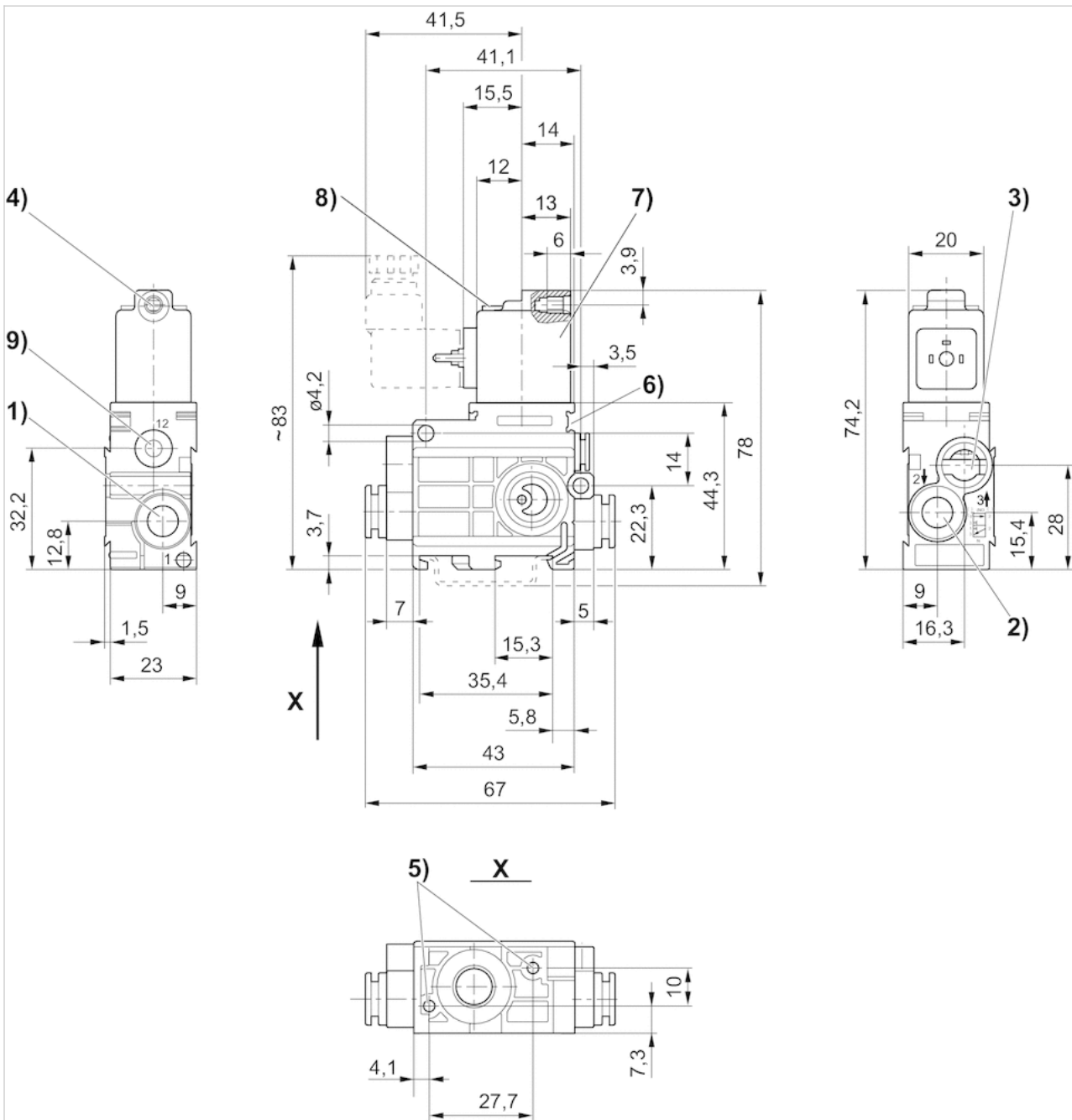
At an ambient temperature of 40 °C the max. working pressure is 10 bar .
 Versions with voltage of less than 50 V DC do not have a protective ground.
 The control pressure must be at least as high as the working pressure.

Technical information

Material	
Housing	Polyamide
Seals	Acrylonitrile butadiene rubber Polyurethane

Dimensions

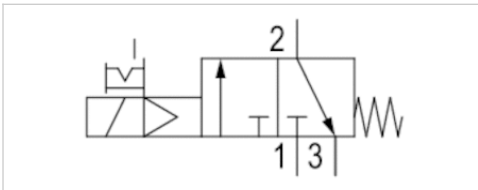
Dimensions



- 1) Port 1
- 2) Port 2
- 3) Port 3, exhaust air must not be throttled
- 4) Core Ø for M5
- 5) Pocket hole 6 mm deep for 3.5 self-tapping screw
- 6) Mounting space for name plate
- 7) Coil can be rotated at 180° intervals
- 8) LED
- 9) Port 12















3/2-directional valve, Series 579

- NC
- Qn = 520-850 l/min
- Pipe connection
- Compressed air connection output Ø 6x1 Ø 8x1
- Electrical connection Plug, ISO 15217, form C
- Manual override with detent



Version	Poppet valve
Activation	Electrically
Pilot	Internal
Sealing principle	Soft sealing
Working pressure min./max.	2 ... 8 bar
Ambient temperature min./max.	-15 ... 50 °C
Medium temperature min./max.	-15 ... 50 °C
Medium	Compressed air
Max. particle size	5 µm
Oil content of compressed air	0 ... 1 mg/m ³
Nominal flow Qn	See table below
Protection class with connection	IP65
Reverse polarity protection	Protected against polarity reversal
Duty cycle	100 %
Typ. switch-on time	18 ms
Typ. switch-off time	16 ms
Weight	0.093 kg

Technical data

Part No.	MO	NC	Type	Compressed air connection	
				Input	Output
5794400210		NC	single valve	Ø 6x1	Ø 6x1
5794400220		NC	single valve	Ø 6x1	Ø 6x1
5794400620		NC	single valve	Ø 6x1	Ø 6x1
5794405220		NC	single valve	Ø 6x1	Ø 6x1
5794405270		NC	single valve	Ø 6x1	Ø 6x1
5794405280		NC	single valve	Ø 6x1	Ø 6x1
5794405680		NC	single valve	Ø 6x1	Ø 6x1
5794600210		NC	single valve	Ø 8x1	Ø 8x1
5794600220		NC	single valve	Ø 8x1	Ø 8x1
5794600620		NC	single valve	Ø 8x1	Ø 8x1
5794605220		NC	single valve	Ø 8x1	Ø 8x1
5794605270		NC	single valve	Ø 8x1	Ø 8x1
5794605280		NC	single valve	Ø 8x1	Ø 8x1
5794605680		NC	single valve	Ø 8x1	Ø 8x1

Part No.	Compressed air connection		Operational voltage	Operational voltage
	Input	Output		
5794400210	Ø 6x1	Ø 6x1	DC	AC 50 Hz
5794400220	Ø 6x1	Ø 6x1	12 V	-
			24 V	-

Part No.	Compressed air connection	Operational voltage	Operational voltage
	Output	DC	AC 50 Hz
5794400620	Ø 6x1	24 V	-
5794405220	Ø 6x1	-	24 V
5794405270	Ø 6x1	-	110 V
5794405280	Ø 6x1	-	230 V
5794405680	Ø 6x1	-	230 V
5794600210	Ø 8x1	12 V	-
5794600220	Ø 8x1	24 V	-
5794600620	Ø 8x1	24 V	-
5794605220	Ø 8x1	-	24 V
5794605270	Ø 8x1	-	110 V
5794605280	Ø 8x1	-	230 V
5794605680	Ø 8x1	-	230 V

Part No.	Operational voltage	Power consumption	Holding power	Holding power
	AC 60 Hz	DC	AC 50 Hz	AC 60 Hz
5794400210	-	1.6 W	-	-
5794400220	-	1.6 W	-	-
5794400620	-	1.7 W	-	-
5794405220	24 V	-	2.2 VA	1.8 VA
5794405270	110 V	-	3 VA	2.4 VA
5794405280	230 V	-	2.3 VA	2 VA
5794405680	230 V	-	2.5 VA	2.2 VA
5794600210	-	1.6 W	-	-
5794600220	-	1.6 W	-	-
5794600620	-	1.7 W	-	-
5794605220	24 V	-	2.2 VA	1.8 VA
5794605270	110 V	-	3 VA	2.4 VA
5794605280	230 V	-	2.3 VA	2 VA
5794605680	230 V	-	2.5 VA	2.2 VA

Part No.	Switch-on power	Switch-on power	Pilot	Flow	LED
	AC 50 Hz	AC 60 Hz		Qn	
5794400210	-	-	Internal	520 l/min	-
5794400220	-	-	Internal	520 l/min	-
5794400620	-	-	Internal	520 l/min	Red
5794405220	3 VA	2.6 VA	Internal	520 l/min	-
5794405270	4.2 VA	3.4 VA	Internal	520 l/min	-
5794405280	3.2 VA	2.8 VA	Internal	520 l/min	-
5794405680	3.4 VA	3 VA	Internal	520 l/min	Red
5794600210	-	-	Internal	850 l/min	-
5794600220	-	-	Internal	850 l/min	-
5794600620	-	-	Internal	850 l/min	Red
5794605220	3 VA	2.6 VA	Internal	850 l/min	-
5794605270	4.2 VA	3.4 VA	Internal	850 l/min	-
5794605280	3.2 VA	2.8 VA	Internal	850 l/min	-
5794605680	3.4 VA	3 VA	Internal	850 l/min	Red

Part No.	Protected against polarity reversal	
5794400210	Protected against polarity reversal	-
5794400220	Protected against polarity reversal	-
5794400620	Protected against polarity reversal	1)
5794405220	Protected against polarity reversal	-
5794405270	Protected against polarity reversal	-
5794405280	Protected against polarity reversal	-
5794405680	Protected against polarity reversal	-
5794600210	Protected against polarity reversal	-
5794600220	Protected against polarity reversal	-
5794600620	Protected against polarity reversal	1)
5794605220	Protected against polarity reversal	-
5794605270	Protected against polarity reversal	-
5794605280	Protected against polarity reversal	-
5794605680	Protected against polarity reversal	-

Nominal flow Qn at 6 bar and Δp = 1 bar, MO = Manual override

1) with LED and protective diode for reducing voltage peaks in the solenoid coil

Technical information

The min. control pressure must be adhered to, since otherwise faulty switching and valve failure may result!
 The pressure dew point must be at least 15 °C under ambient and medium temperature and may not exceed 3 °C .
 The oil content of compressed air must remain constant during the life cycle.
 Use only the approved oils from AVENTICS. Further information can be found in the “Technical information” document (available in the MediaCentre).

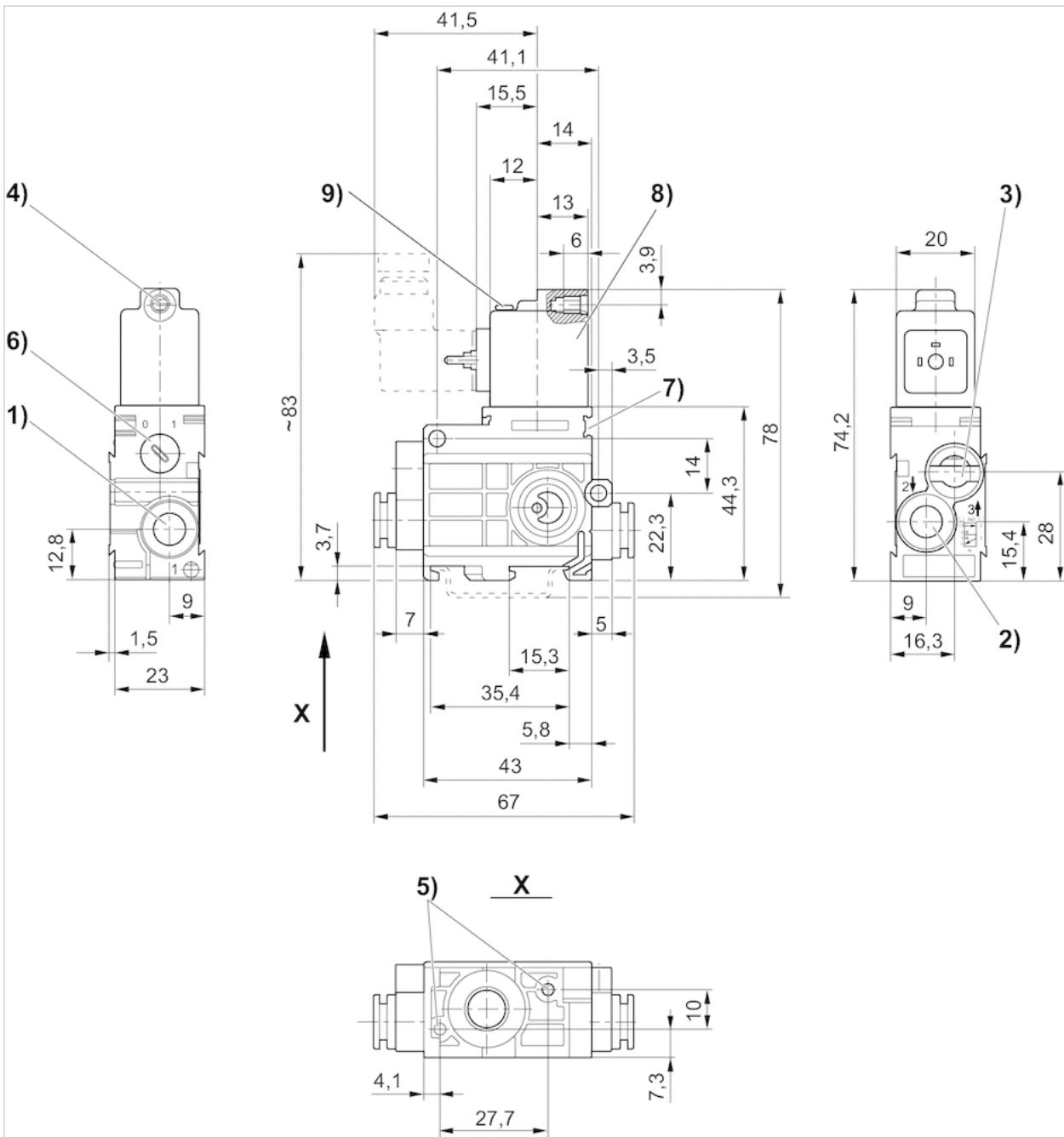
At an ambient temperature of 40 °C the max. working pressure is 10 bar .
 Versions with voltage of less than 50 V DC do not have a protective ground.

Technical information

Material	
Housing	Polyamide
Seals	Acrylonitrile butadiene rubber Polyurethane

Dimensions

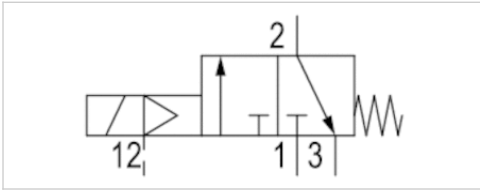
Dimensions



- 1) Port 1
- 2) Port 2
- 3) Port 3, exhaust air must not be throttled
- 4) Core Ø for M5
- 5) Pocket hole 6 mm deep for 3.5 self-tapping screw
- 6) Manual override
- 7) Mounting space for name plate
- 8) Coil can be rotated at 180° intervals
- 9) LED

3/2-directional valve, Series 579

- NC
- Qn = 520-850 l/min
- Pipe connection
- Compressed air connection output Ø 6x1 Ø 8x1
- Electrical connection Plug, ISO 15217, form C



Version	Poppet valve
Activation	Electrically
Pilot	External
Sealing principle	Soft sealing
Working pressure min./max.	0.5 ... 8 bar
Control pressure min./max.	2 ... 8 bar
Ambient temperature min./max.	-15 ... 50 °C
Medium temperature min./max.	-15 ... 50 °C
Medium	Compressed air
Max. particle size	5 µm
Oil content of compressed air	0 ... 1 mg/m ³
Nominal flow Qn	See table below
Protection class with connection	IP65
Reverse polarity protection	Protected against polarity reversal
Duty cycle	100 %
Typ. switch-on time	18 ms
Typ. switch-off time	16 ms
Weight	0.093 kg

Technical data

Part No.		Type	Compressed air connection	
			Input	Output
5794475220	NC	single valve	Ø 6x1	Ø 6x1
5794475270	NC	single valve	Ø 6x1	Ø 6x1
5794475280	NC	single valve	Ø 6x1	Ø 6x1
5794475680	NC	single valve	Ø 6x1	Ø 6x1
5794470210	NC	single valve	Ø 6x1	Ø 6x1
5794470620	NC	single valve	Ø 6x1	Ø 6x1
5794470220	NC	single valve	Ø 6x1	Ø 6x1
5794670210	NC	single valve	Ø 8x1	Ø 8x1
5794670220	NC	single valve	Ø 8x1	Ø 8x1
5794670620	NC	single valve	Ø 8x1	Ø 8x1
5794675220	NC	single valve	Ø 8x1	Ø 8x1
5794675270	NC	single valve	Ø 8x1	Ø 8x1
5794675280	NC	single valve	Ø 8x1	Ø 8x1
5794675680	NC	single valve	Ø 8x1	Ø 8x1

Part No.	Compressed air connection		Operational voltage	Operational voltage
		Pilot connection		
5794475220	Ø 4		DC	AC 50 Hz
5794475270	Ø 4		-	24 V
5794475270	Ø 4		-	110 V

Part No.	Compressed air connection	Operational voltage	Operational voltage
	Pilot connection	DC	AC 50 Hz
5794475280	Ø 4	-	230 V
5794475680	Ø 4	-	230 V
5794470210	Ø 4	12 V	-
5794470620	Ø 4	24 V	-
5794470220	Ø 4	24 V	-
5794670210	Ø 4	12 V	-
5794670220	Ø 4	24 V	-
5794670620	Ø 4	24 V	-
5794675220	Ø 4	-	24 V
5794675270	Ø 4	-	110 V
5794675280	Ø 4	-	230 V
5794675680	Ø 4	-	230 V

Part No.	Operational voltage	Power consumption	Holding power	Holding power
	AC 60 Hz	DC	AC 50 Hz	AC 60 Hz
5794475220	24 V	-	2.2 VA	1.8 VA
5794475270	110 V	-	3 VA	2.4 VA
5794475280	230 V	-	2.3 VA	2 VA
5794475680	230 V	-	2.5 VA	2.2 VA
5794470210	-	1.6 W	-	-
5794470620	-	1.7 W	-	-
5794470220	-	1.6 W	-	-
5794670210	-	1.6 W	-	-
5794670220	-	1.6 W	-	-
5794670620	-	1.7 W	-	-
5794675220	24 V	-	2.2 VA	1.8 VA
5794675270	110 V	-	3 VA	2.4 VA
5794675280	230 V	-	2.3 VA	2 VA
5794675680	230 V	-	2.5 VA	2.2 VA

Part No.	Switch-on power	Switch-on power	Pilot	Flow	LED
	AC 50 Hz	AC 60 Hz		Qn	
5794475220	3 VA	2.6 VA	External	520 l/min	-
5794475270	4.2 VA	3.4 VA	External	520 l/min	-
5794475280	3.2 VA	2.8 VA	External	520 l/min	-
5794475680	3.4 VA	3 VA	External	520 l/min	Red
5794470210	-	-	External	520 l/min	-
5794470620	-	-	External	520 l/min	Red
5794470220	-	-	External	520 l/min	-
5794670210	-	-	External	850 l/min	-
5794670220	-	-	External	850 l/min	-
5794670620	-	-	External	850 l/min	Red
5794675220	3 VA	2.6 VA	External	850 l/min	-
5794675270	4.2 VA	3.4 VA	External	850 l/min	-
5794675280	3.2 VA	2.8 VA	External	850 l/min	-
5794675680	3.4 VA	3 VA	External	850 l/min	Red

Part No.	Protected against polarity reversal	
5794475220	Protected against polarity reversal	-
5794475270	Protected against polarity reversal	-
5794475280	Protected against polarity reversal	-
5794475680	Protected against polarity reversal	-
5794470210	Protected against polarity reversal	-
5794470620	Protected against polarity reversal	1)
5794470220	Protected against polarity reversal	-
5794670210	Protected against polarity reversal	-
5794670220	Protected against polarity reversal	-
5794670620	Protected against polarity reversal	1)
5794675220	Protected against polarity reversal	-
5794675270	Protected against polarity reversal	-
5794675280	Protected against polarity reversal	-
5794675680	Protected against polarity reversal	-

Nominal flow Qn at 6 bar and Δp = 1 bar, MO = Manual override

1) With LED and protective diode for reducing voltage peaks in the solenoid coil, protected against polarity reversal

Technical information

The min. control pressure must be adhered to, since otherwise faulty switching and valve failure may result!
 The pressure dew point must be at least 15 °C under ambient and medium temperature and may not exceed 3 °C .
 The oil content of compressed air must remain constant during the life cycle.
 Use only the approved oils from AVENTICS. Further information can be found in the “Technical information” document (available in the MediaCentre).

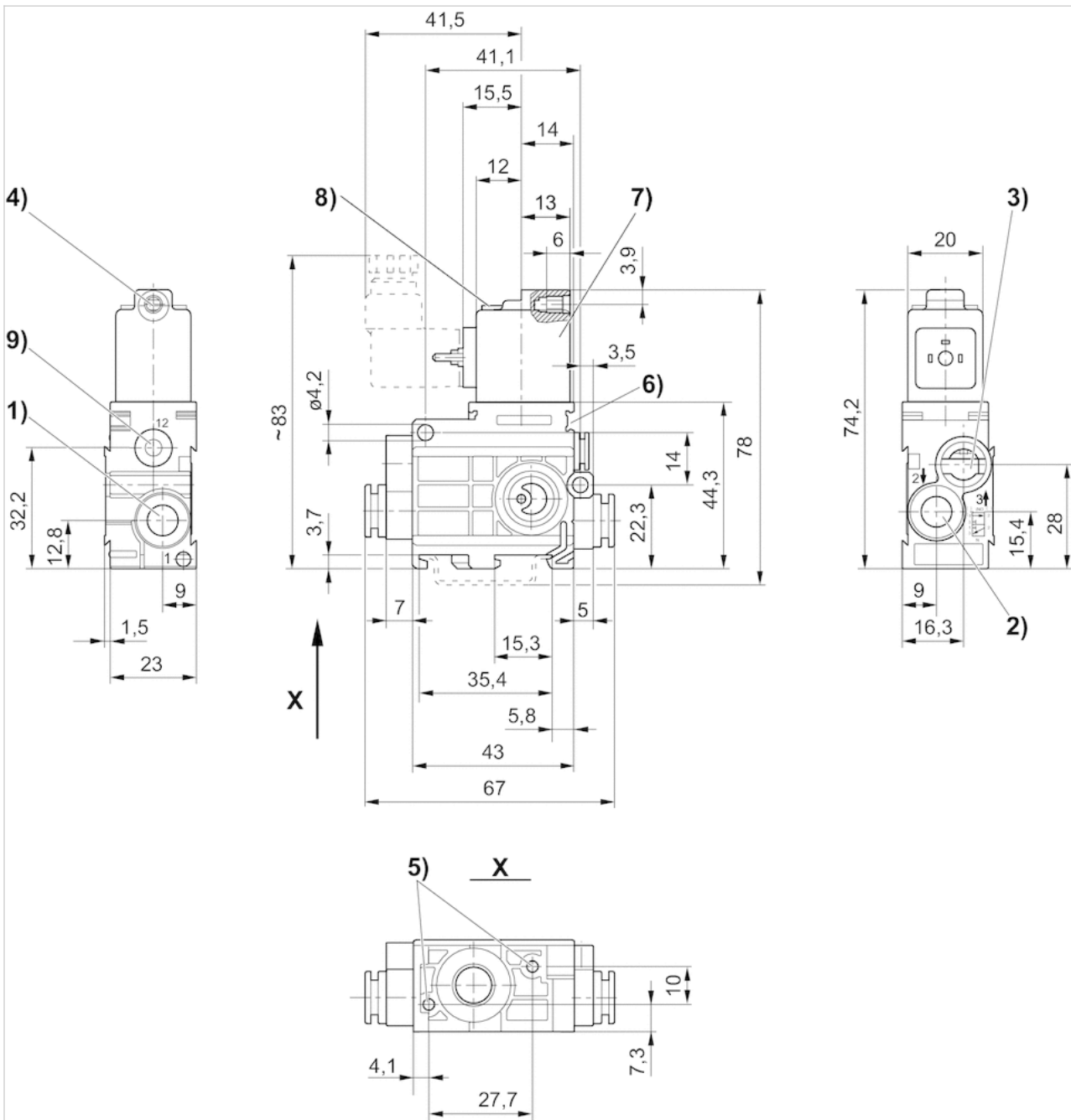
At an ambient temperature of 40 °C the max. working pressure is 10 bar .
 Versions with voltage of less than 50 V DC do not have a protective ground.
 The control pressure must be at least as high as the working pressure.

Technical information

Material	
Housing	Polyamide
Seals	Acrylonitrile butadiene rubber Polyurethane

Dimensions

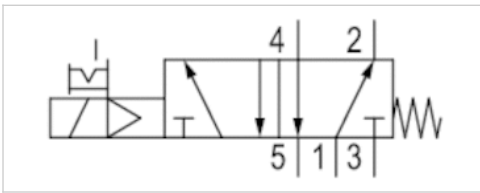

Dimensions



- 1) Port 1
- 2) Port 2
- 3) Port 3, exhaust air must not be throttled
- 4) Core Ø for M5
- 5) Pocket hole 6 mm deep for 3.5 self-tapping screw
- 6) Mounting space for name plate
- 7) Coil can be rotated at 180° intervals
- 8) LED
- 9) Port 12















5/2-directional valve, Series 579

- Qn = 520-600 l/min
- Pipe connection
- Compressed air connection output \varnothing 6x1 \varnothing 8x1
- Electrical connection Plug, ISO 15217, form C
- Manual override with detent



Version	Poppet valve
Activation	Electrically
Pilot	Internal
Sealing principle	Soft sealing
Working pressure min./max.	2 ... 8 bar
Ambient temperature min./max.	-15 ... 50 °C
Medium temperature min./max.	-15 ... 50 °C
Medium	Compressed air
Max. particle size	5 μ m
Oil content of compressed air	0 ... 1 mg/m ³
Nominal flow Qn	See table below
Protection class with connection	IP65
Reverse polarity protection	Protected against polarity reversal
Duty cycle	100 %
Typ. switch-on time	27 ms
Typ. switch-off time	28 ms
Weight	0.133 kg

Technical data

Part No.	MO	Type	Compressed air connection	
			Input	Output
5794700210		single valve	\varnothing 6x1	\varnothing 6x1
5794700220		single valve	\varnothing 6x1	\varnothing 6x1
5794700620		single valve	\varnothing 6x1	\varnothing 6x1
5794705220		single valve	\varnothing 6x1	\varnothing 6x1
5794705270		single valve	\varnothing 6x1	\varnothing 6x1
5794705280		single valve	\varnothing 6x1	\varnothing 6x1
5794705680		single valve	\varnothing 6x1	\varnothing 6x1
5794900210		single valve	\varnothing 8x1	\varnothing 8x1
5794900220		single valve	\varnothing 8x1	\varnothing 8x1
5794900620		single valve	\varnothing 8x1	\varnothing 8x1
5794905220		single valve	\varnothing 8x1	\varnothing 8x1
5794905270		single valve	\varnothing 8x1	\varnothing 8x1
5794905280		single valve	\varnothing 8x1	\varnothing 8x1
5794905680		single valve	\varnothing 8x1	\varnothing 8x1

Part No.	Compressed air connection		Operational voltage DC	Operational voltage AC 50 Hz
	Input	Output		
5794700210	\varnothing 6x1	\varnothing 6x1	12 V	-
5794700220	\varnothing 6x1	\varnothing 6x1	24 V	-
5794700620	\varnothing 6x1	\varnothing 6x1	24 V	-

Part No.	Compressed air connection	Operational voltage	Operational voltage
	Output	DC	AC 50 Hz
5794705220	Ø 6x1	-	24 V
5794705270	Ø 6x1	-	110 V
5794705280	Ø 6x1	-	230 V
5794705680	Ø 6x1	-	230 V
5794900210	Ø 8x1	12 V	-
5794900220	Ø 8x1	24 V	-
5794900620	Ø 8x1	24 V	-
5794905220	Ø 8x1	-	24 V
5794905270	Ø 8x1	-	110 V
5794905280	Ø 8x1	-	230 V
5794905680	Ø 8x1	-	230 V

Part No.	Operational voltage	Power consumption	Holding power	Holding power
	AC 60 Hz	DC	AC 50 Hz	AC 60 Hz
5794700210	-	1.6 W	-	-
5794700220	-	1.6 W	-	-
5794700620	-	1.7 W	-	-
5794705220	24 V	-	2.2 VA	1.8 VA
5794705270	110 V	-	3 VA	2.4 VA
5794705280	230 V	-	2.3 VA	2 VA
5794705680	230 V	-	2.5 VA	2.2 VA
5794900210	-	1.6 W	-	-
5794900220	-	1.6 W	-	-
5794900620	-	1.7 W	-	-
5794905220	24 V	-	2.2 VA	1.8 VA
5794905270	110 V	-	3 VA	2.4 VA
5794905280	230 V	-	2.3 VA	2 VA
5794905680	230 V	-	2.5 VA	2.2 VA

Part No.	Switch-on power	Switch-on power	Pilot	Flow	LED
	AC 50 Hz	AC 60 Hz		Qn	
5794700210	-	-	Internal	520 l/min	-
5794700220	-	-	Internal	520 l/min	-
5794700620	-	-	Internal	520 l/min	Red
5794705220	3 VA	2.6 VA	Internal	520 l/min	-
5794705270	4.2 VA	3.4 VA	Internal	520 l/min	-
5794705280	3.2 VA	2.8 VA	Internal	520 l/min	-
5794705680	3.4 VA	3 VA	Internal	520 l/min	Red
5794900210	-	-	Internal	600 l/min	-
5794900220	-	-	Internal	600 l/min	-
5794900620	-	-	Internal	600 l/min	Red
5794905220	3 VA	2.6 VA	Internal	600 l/min	-
5794905270	4.2 VA	3.4 VA	Internal	600 l/min	-
5794905280	3.2 VA	2.8 VA	Internal	600 l/min	-
5794905680	3.4 VA	3 VA	Internal	600 l/min	Red

Part No.	Protected against polarity reversal	
5794700210	Protected against polarity reversal	-
5794700220	Protected against polarity reversal	-
5794700620	Protected against polarity reversal	1)
5794705220	Protected against polarity reversal	-
5794705270	Protected against polarity reversal	-
5794705280	Protected against polarity reversal	-
5794705680	Protected against polarity reversal	-
5794900210	Protected against polarity reversal	-
5794900220	Protected against polarity reversal	-
5794900620	Protected against polarity reversal	1)
5794905220	Protected against polarity reversal	-
5794905270	Protected against polarity reversal	-
5794905280	Protected against polarity reversal	-
5794905680	Protected against polarity reversal	-

Nominal flow Qn at 6 bar and Δp = 1 bar, MO = Manual override

1) With LED and protective diode for reducing voltage peaks in the solenoid coil, protected against polarity reversal

Technical information

The min. control pressure must be adhered to, since otherwise faulty switching and valve failure may result!
 The pressure dew point must be at least 15 °C under ambient and medium temperature and may not exceed 3 °C .
 The oil content of compressed air must remain constant during the life cycle.
 Use only the approved oils from AVENTICS. Further information can be found in the “Technical information” document (available in the MediaCentre).

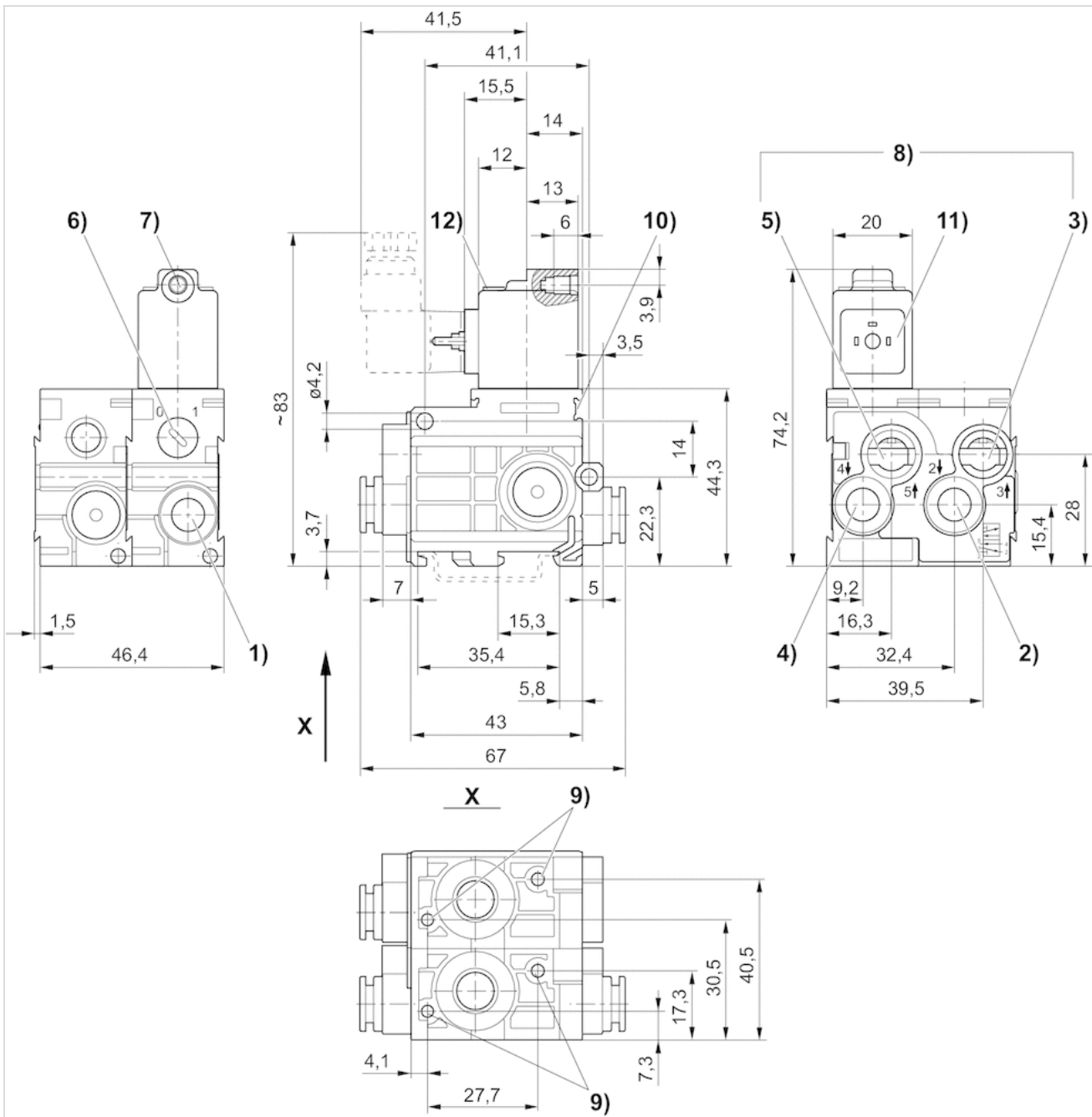
At an ambient temperature of 40 °C the max. working pressure is 10 bar .
 Versions with voltage of less than 50 V DC do not have a protective ground.

Technical information

Material	
Housing	Polyamide
Seals	Acrylonitrile butadiene rubber Polyurethane

Dimensions

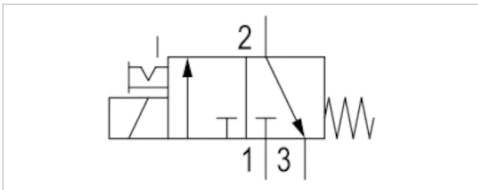
Dimensions



1) port 1 2) port 2 3) port 3 4) port 4 5) port 5 6) manual override 7) core Ø for M 5 8) exhaust air must not be throttled 9) pocket hole 6 mm deep for 3.5 self-tapping screw 10) mounting space for name plate 11) coil can be rotated at 180° intervals




















3/2-directional valve, Series 579



- NC
- $Q_n = 50$ l/min
- Pipe connection
- Compressed air connection output $\varnothing 6 \times 1$
- Electrical connection Plug, ISO 15217, form C
- Manual override with detent



Version	Poppet valve
Activation	Electrically
Sealing principle	Soft sealing
Working pressure min./max.	0 ... 7 bar
Ambient temperature min./max.	-15 ... 50 °C
Medium temperature min./max.	-15 ... 50 °C
Medium	Compressed air
Max. particle size	5 μm
Oil content of compressed air	0 ... 1 mg/m ³
Nominal flow Q_n	50 l/min
Protection class with connection	IP65
Reverse polarity protection	Protected against polarity reversal
Duty cycle	100 %
Typ. switch-on time	20 ms
Typ. switch-off time	23 ms
Weight	0.079 kg

Technical data

Part No.	MO		Type	Compressed air connection	
				Input	
5790200210		NC	Inlet valve	$\varnothing 8 \times 1$	
5790200220		NC	Inlet valve	$\varnothing 8 \times 1$	
5790200620		NC	Inlet valve	$\varnothing 8 \times 1$	
5790205220		NC	Inlet valve	$\varnothing 8 \times 1$	
5790205270		NC	Inlet valve	$\varnothing 8 \times 1$	
5790205280		NC	Inlet valve	$\varnothing 8 \times 1$	
5790205680		NC	Inlet valve	$\varnothing 8 \times 1$	
5791200210		NC	Stacking valve	-	
5791200220		NC	Stacking valve	-	
5791200620		NC	Stacking valve	-	
5791205220		NC	Stacking valve	-	
5791205270		NC	Stacking valve	-	
5791205280		NC	Stacking valve	-	
5791205680		NC	Stacking valve	-	
5792200210		NC	End valve	-	
5792200220		NC	End valve	-	
5792200620		NC	End valve	-	
5792205220		NC	End valve	-	
5792205270		NC	End valve	-	

Part No.	MO		Type	Compressed air connection	
					Input
5792205280		NC	End valve		-
5792205680		NC	End valve		-

Part No.	Compressed air connection		Operational voltage	Operational voltage
		Output	DC	AC 50 Hz
5790200210		Ø 6x1	12 V	-
5790200220		Ø 6x1	24 V	-
5790200620		Ø 6x1	24 V	-
5790205220		Ø 6x1	-	24 V
5790205270		Ø 6x1	-	110 V
5790205280		Ø 6x1	-	230 V
5790205680		Ø 6x1	-	230 V
5791200210		Ø 6x1	12 V	-
5791200220		Ø 6x1	24 V	-
5791200620		Ø 6x1	24 V	-
5791205220		Ø 6x1	-	24 V
5791205270		Ø 6x1	-	110 V
5791205280		Ø 6x1	-	230 V
5791205680		Ø 6x1	-	230 V
5792200210		Ø 6x1	12 V	-
5792200220		Ø 6x1	24 V	-
5792200620		Ø 6x1	24 V	-
5792205220		Ø 6x1	-	24 V
5792205270		Ø 6x1	-	110 V
5792205280		Ø 6x1	-	230 V
5792205680		Ø 6x1	-	230 V

Part No.	Operational voltage	Power consumption	Holding power	Holding power
	AC 60 Hz	DC	AC 50 Hz	AC 60 Hz
5790200210	-	2 W	-	-
5790200220	-	2 W	-	-
5790200620	-	2.1 W	-	-
5790205220	24 V	-	3.1 VA	3.1 VA
5790205270	110 V	-	3 VA	3 VA
5790205280	230 V	-	3.1 VA	3.1 VA
5790205680	230 V	-	3.3 VA	3.3 VA
5791200210	-	2 W	-	-
5791200220	-	2 W	-	-
5791200620	-	2.1 W	-	-
5791205220	24 V	-	3.1 VA	3.1 VA
5791205270	110 V	-	3 VA	3 VA
5791205280	230 V	-	3.1 VA	3.1 VA
5791205680	230 V	-	3.3 VA	3.3 VA
5792200210	-	2 W	-	-
5792200220	-	2 W	-	-
5792200620	-	2.1 W	-	-
5792205220	24 V	-	3.1 VA	3.1 VA

Part No.	Operational voltage	Power consumption	Holding power	Holding power
		DC	AC 50 Hz	AC 60 Hz
5792205270	110 V	-	3 VA	3 VA
5792205280	230 V	-	3.1 VA	3.1 VA
5792205680	230 V	-	3.3 VA	3.3 VA

Part No.	Switch-on power	Switch-on power	LED	Protected against polarity reversal	
	AC 50 Hz	AC 60 Hz			
5790200210	-	-	-	Protected against polarity reversal	-
5790200220	-	-	-	Protected against polarity reversal	-
5790200620	-	-	Red	Protected against polarity reversal	1)
5790205220	4.2 VA	4.2 VA	-	Protected against polarity reversal	-
5790205270	4.2 VA	4.2 VA	-	Protected against polarity reversal	-
5790205280	4.4 VA	4.4 VA	-	Protected against polarity reversal	-
5790205680	4.6 VA	4.6 VA	Red	Protected against polarity reversal	-
5791200210	-	-	-	Protected against polarity reversal	-
5791200220	-	-	-	Protected against polarity reversal	-
5791200620	-	-	Red	Protected against polarity reversal	1)
5791205220	4.2 VA	4.2 VA	-	Protected against polarity reversal	-
5791205270	4.2 VA	4.2 VA	-	Protected against polarity reversal	-
5791205280	4.4 VA	4.4 VA	-	Protected against polarity reversal	-
5791205680	4.6 VA	4.6 VA	Red	Protected against polarity reversal	-
5792200210	-	-	-	Protected against polarity reversal	-
5792200220	-	-	-	Protected against polarity reversal	-
5792200620	-	-	Red	Protected against polarity reversal	1)
5792205220	4.2 VA	4.2 VA	-	Protected against polarity reversal	-
5792205270	4.2 VA	4.2 VA	-	Protected against polarity reversal	-
5792205280	4.4 VA	4.4 VA	-	Protected against polarity reversal	-
5792205680	4.6 VA	4.6 VA	Red	Protected against polarity reversal	-

Nominal flow Qn at 6 bar and $\Delta p = 1$ bar, MO = Manual override

1) With LED and protective diode for reducing voltage peaks in the solenoid coil, protected against polarity reversal

Technical information

The min. control pressure must be adhered to, since otherwise faulty switching and valve failure may result!

The pressure dew point must be at least 15 °C under ambient and medium temperature and may not exceed 3 °C .

The oil content of compressed air must remain constant during the life cycle.

Use only the approved oils from AVENTICS. Further information can be found in the "Technical information" document (available in the MediaCentre).

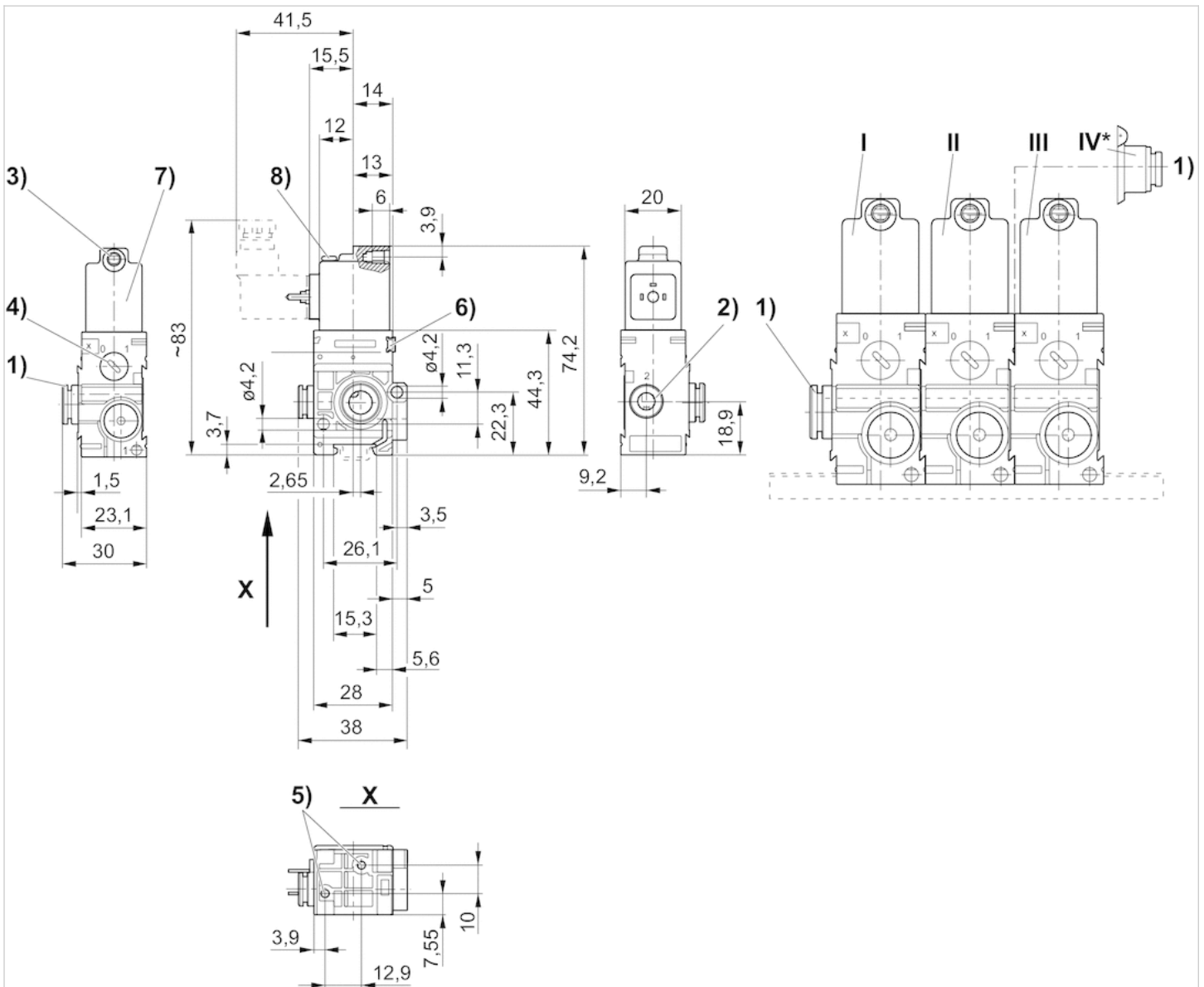
Versions with voltage of less than 50 V DC do not have a protective ground.

Technical information

Material	
Housing	Polyamide
Seals	Acrylonitrile butadiene rubber

Dimensions

Dimensions



- 1) Port 1
- 2) Port 2
- 3) Port 3 core Ø for M5
- 4) Manual override
- 5) Pocket hole 6 mm deep for 3.5 self-tapping screw
- 6) Mounting space for name plate
- 7) Coil can be rotated at 180° intervals
- 8) LED

* Air conn. module (item IV) mounted onto stacking valve (item II) permits additional air supply from right hand side. End valve (item III) not required.

I = Inlet valve, II = Stacking valve, III = End valve







































3/2-directional valve, Series 579


































- NC
- Qn = 520 l/min
- Pipe connection
- Compressed air connection output Ø 6x1
- Electrical connection Plug, ISO 15217, form C
- Manual override with detent



Version	Poppet valve
Activation	Electrically
Pilot	Internal
Sealing principle	Soft sealing
Working pressure min./max.	2 ... 8 bar
Ambient temperature min./max.	-15 ... 50 °C
Medium temperature min./max.	-15 ... 50 °C
Medium	Compressed air
Max. particle size	5 µm
Oil content of compressed air	0 ... 1 mg/m ³
Nominal flow Qn	520 l/min
Protection class with connection	IP65
Reverse polarity protection	Protected against polarity reversal
Duty cycle	100 %
Typ. switch-on time	18 ms
Typ. switch-off time	16 ms
Weight	0.093 kg

Technical data

Part No.		MO		Type
5790500210			NC	Inlet valve
5790500220			NC	Inlet valve
5790500620			NC	Inlet valve
5790505220			NC	Inlet valve
5790505270			NC	Inlet valve
5790505280			NC	Inlet valve
5790505680			NC	Inlet valve
5791500210			NC	Stacking valve
5791500220			NC	Stacking valve
5791500620			NC	Stacking valve
5791505220			NC	Stacking valve
5791505270			NC	Stacking valve
5791505280			NC	Stacking valve
5791505680			NC	Stacking valve
5796400210			NC	Stacking valve, additional pressure connection
5796400220			NC	Stacking valve, additional pressure connection
5796400620			NC	Stacking valve, additional pressure connection
5796405220			NC	Stacking valve, additional pressure connection
5796405270			NC	Stacking valve, additional pressure connection

Part No.		MO		Type
5796405280			NC	Stacking valve, additional pressure connection
5796405680			NC	Stacking valve, additional pressure connection
5796500210			NC	Stacking valve, additional pressure connection
5796500220			NC	Stacking valve, additional pressure connection
5796500620			NC	Stacking valve, additional pressure connection
5796505220			NC	Stacking valve, additional pressure connection
5796505270			NC	Stacking valve, additional pressure connection
5796505280			NC	Stacking valve, additional pressure connection
5796505680			NC	Stacking valve, additional pressure connection
5792500210			NC	End valve
5792500220			NC	End valve
5792500620			NC	End valve
5792505220			NC	End valve
5792505270			NC	End valve
5792505280			NC	End valve
5792505680			NC	End valve

Part No.	Compressed air connection	
	Input	Output
5790500210	Ø 8x1	Ø 6x1
5790500220	Ø 8x1	Ø 6x1
5790500620	Ø 8x1	Ø 6x1
5790505220	Ø 8x1	Ø 6x1
5790505270	Ø 8x1	Ø 6x1
5790505280	Ø 8x1	Ø 6x1
5790505680	Ø 8x1	Ø 6x1
5791500210	-	Ø 6x1
5791500220	-	Ø 6x1
5791500620	-	Ø 6x1
5791505220	-	Ø 6x1
5791505270	-	Ø 6x1
5791505280	-	Ø 6x1
5791505680	-	Ø 6x1
5796400210	Ø 6x1	Ø 6x1
5796400220	Ø 6x1	Ø 6x1
5796400620	Ø 6x1	Ø 6x1
5796405220	Ø 6x1	Ø 6x1
5796405270	Ø 6x1	Ø 6x1
5796405280	Ø 6x1	Ø 6x1
5796405680	Ø 6x1	Ø 6x1
5796500210	Ø 8x1	Ø 6x1
5796500220	Ø 8x1	Ø 6x1
5796500620	Ø 8x1	Ø 6x1
5796505220	Ø 8x1	Ø 6x1
5796505270	Ø 8x1	Ø 6x1
5796505280	Ø 8x1	Ø 6x1
5796505680	Ø 8x1	Ø 6x1
5792500210	-	Ø 6x1

Part No.	Compressed air connection	
	Input	Output
5792500220	-	Ø 6x1
5792500620	-	Ø 6x1
5792505220	-	Ø 6x1
5792505270	-	Ø 6x1
5792505280	-	Ø 6x1
5792505680	-	Ø 6x1

Part No.	Operational voltage		Operational voltage	
	DC	AC 50 Hz	AC 60 Hz	AC 60 Hz
5790500210	12 V	-	-	-
5790500220	24 V	-	-	-
5790500620	24 V	-	-	-
5790505220	-	24 V	24 V	24 V
5790505270	-	110 V	110 V	110 V
5790505280	-	230 V	230 V	230 V
5790505680	-	230 V	230 V	230 V
5791500210	12 V	-	-	-
5791500220	24 V	-	-	-
5791500620	24 V	-	-	-
5791505220	-	24 V	24 V	24 V
5791505270	-	110 V	110 V	110 V
5791505280	-	230 V	230 V	230 V
5791505680	-	230 V	230 V	230 V
5796400210	12 V	-	-	-
5796400220	24 V	-	-	-
5796400620	24 V	-	-	-
5796405220	-	24 V	24 V	24 V
5796405270	-	110 V	110 V	110 V
5796405280	-	230 V	230 V	230 V
5796405680	-	230 V	230 V	230 V
5796500210	12 V	-	-	-
5796500220	24 V	-	-	-
5796500620	24 V	-	-	-
5796505220	-	24 V	24 V	24 V
5796505270	-	110 V	110 V	110 V
5796505280	-	230 V	230 V	230 V
5796505680	-	230 V	230 V	230 V
5792500210	12 V	-	-	-
5792500220	24 V	-	-	-
5792500620	24 V	-	-	-
5792505220	-	24 V	24 V	24 V
5792505270	-	110 V	110 V	110 V
5792505280	-	230 V	230 V	230 V
5792505680	-	230 V	230 V	230 V

Part No.	Power consumption		Holding power		Switch-on power
	DC	AC 50 Hz	AC 60 Hz	AC 50 Hz	AC 50 Hz
5790500210	1.6 W	-	-	-	-

Part No.	Power consumption	Holding power	Holding power	Switch-on power
	DC	AC 50 Hz	AC 60 Hz	AC 50 Hz
5790500220	1.6 W	-	-	-
5790500620	1.7 W	-	-	-
5790505220	-	2.2 VA	1.8 VA	3 VA
5790505270	-	3 VA	2.4 VA	4.2 VA
5790505280	-	2.3 VA	2 VA	3.2 VA
5790505680	-	2.5 VA	2.2 VA	3.4 VA
5791500210	1.6 W	-	-	-
5791500220	1.6 W	-	-	-
5791500620	1.7 W	-	-	-
5791505220	-	2.2 VA	1.8 VA	3 VA
5791505270	-	3 VA	2.4 VA	4.2 VA
5791505280	-	2.3 VA	2 VA	3.2 VA
5791505680	-	2.5 VA	2.2 VA	3.4 VA
5796400210	1.6 W	-	-	-
5796400220	1.6 W	-	-	-
5796400620	1.7 W	-	-	-
5796405220	-	2.2 VA	1.8 VA	3 VA
5796405270	-	3 VA	2.4 VA	4.2 VA
5796405280	-	2.3 VA	2 VA	3.2 VA
5796405680	-	2.5 VA	2.2 VA	3.4 VA
5796500210	1.6 W	-	-	-
5796500220	1.6 W	-	-	-
5796500620	1.7 W	-	-	-
5796505220	-	2.2 VA	1.8 VA	3 VA
5796505270	-	3 VA	2.4 VA	4.2 VA
5796505280	-	2.3 VA	2 VA	3.2 VA
5796505680	-	2.5 VA	2.2 VA	3.4 VA
5792500210	1.6 W	-	-	-
5792500220	1.6 W	-	-	-
5792500620	1.7 W	-	-	-
5792505220	-	2.2 VA	1.8 VA	3 VA
5792505270	-	3 VA	2.4 VA	4.2 VA
5792505280	-	2.3 VA	2 VA	3.2 VA
5792505680	-	2.5 VA	2.2 VA	3.4 VA

Part No.	Switch-on power	Pilot	LED	Protected against polarity reversal	
	AC 60 Hz				
5790500210	-	Internal	-	Protected against polarity reversal	-
5790500220	-	Internal	-	Protected against polarity reversal	-
5790500620	-	Internal	Red	Protected against polarity reversal	1)
5790505220	2.6 VA	Internal	-	Protected against polarity reversal	-
5790505270	3.4 VA	Internal	-	Protected against polarity reversal	-
5790505280	2.8 VA	Internal	-	Protected against polarity reversal	-
5790505680	3 VA	Internal	Red	Protected against polarity reversal	-
5791500210	-	Internal	-	Protected against polarity reversal	-
5791500220	-	Internal	-	Protected against polarity reversal	-
5791500620	-	Internal	Red	Protected against polarity reversal	1)
5791505220	2.6 VA	Internal	-	Protected against polarity reversal	-

Part No.	Switch-on power	Pilot	LED	Protected against polarity reversal	
	AC 60 Hz				
5791505270	3.4 VA	Internal	-	Protected against polarity reversal	-
5791505280	2.8 VA	Internal	-	Protected against polarity reversal	-
5791505680	3 VA	Internal	Red	Protected against polarity reversal	-
5796400210	-	Internal	-	Protected against polarity reversal	-
5796400220	-	Internal	-	Protected against polarity reversal	-
5796400620	-	Internal	Red	Protected against polarity reversal	1)
5796405220	2.6 VA	Internal	-	Protected against polarity reversal	-
5796405270	3.4 VA	Internal	-	Protected against polarity reversal	-
5796405280	2.8 VA	Internal	-	Protected against polarity reversal	-
5796405680	3 VA	Internal	Red	Protected against polarity reversal	-
5796500210	-	Internal	-	Protected against polarity reversal	-
5796500220	-	Internal	-	Protected against polarity reversal	-
5796500620	-	Internal	Red	Protected against polarity reversal	1)
5796505220	2.6 VA	Internal	-	Protected against polarity reversal	-
5796505270	3.4 VA	Internal	-	Protected against polarity reversal	-
5796505280	2.8 VA	Internal	-	Protected against polarity reversal	-
5796505680	3 VA	Internal	Red	Protected against polarity reversal	-
5792500210	-	Internal	-	Protected against polarity reversal	-
5792500220	-	Internal	-	Protected against polarity reversal	-
5792500620	-	Internal	Red	Protected against polarity reversal	1)
5792505220	2.6 VA	Internal	-	Protected against polarity reversal	-
5792505270	3.4 VA	Internal	-	Protected against polarity reversal	-
5792505280	2.8 VA	Internal	-	Protected against polarity reversal	-
5792505680	3 VA	Internal	Red	Protected against polarity reversal	-

Nominal flow Q_n at 6 bar and $\Delta p = 1$ bar, MO = Manual override

1) With LED and protective diode for reducing voltage peaks in the solenoid coil, protected against polarity reversal

Technical information

The min. control pressure must be adhered to, since otherwise faulty switching and valve failure may result!

The pressure dew point must be at least 15 °C under ambient and medium temperature and may not exceed 3 °C .

The oil content of compressed air must remain constant during the life cycle.

Use only the approved oils from AVENTICS. Further information can be found in the "Technical information" document (available in the MediaCentre).

At an ambient temperature of 40 °C the max. working pressure is 10 bar .

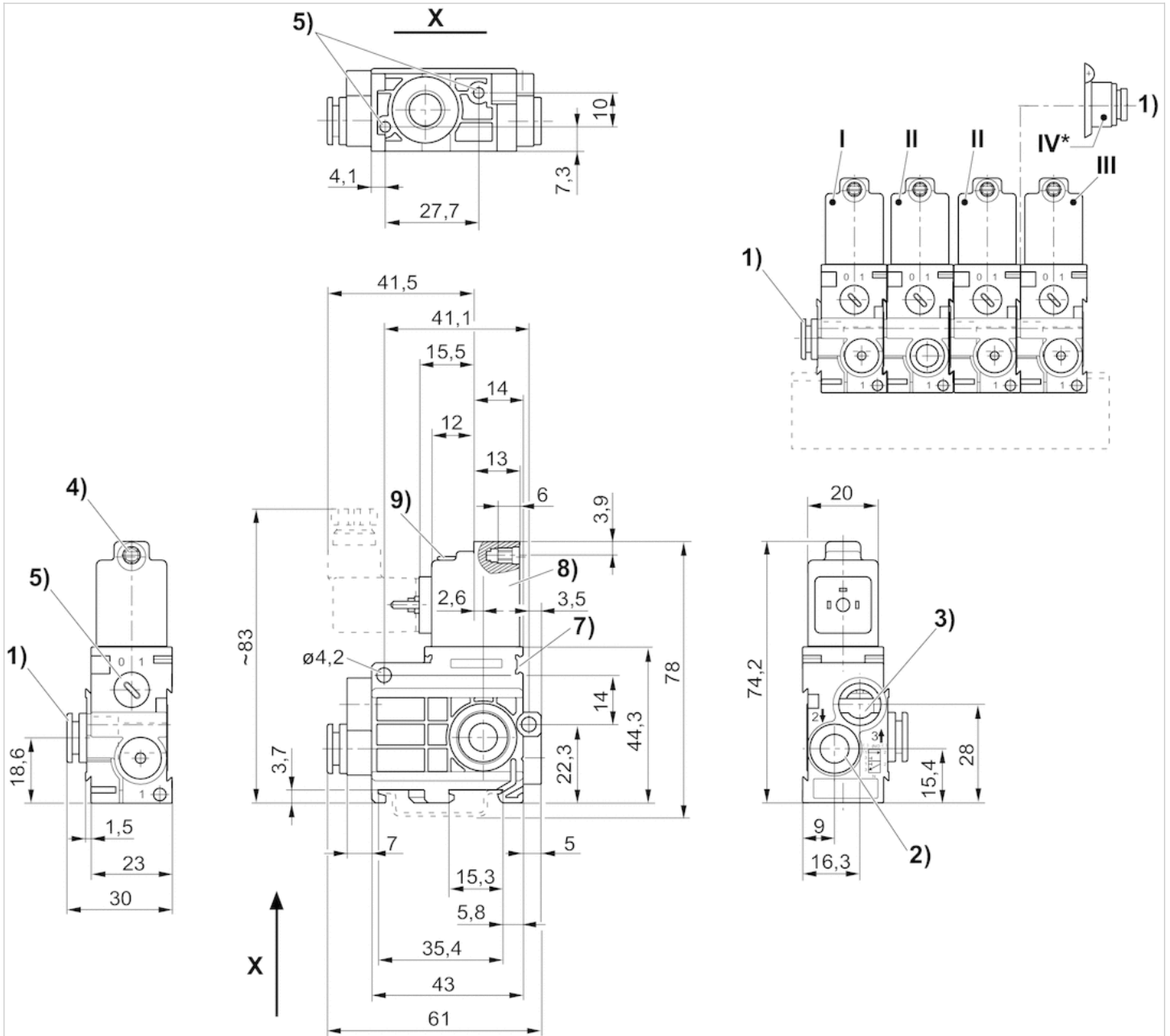
Versions with voltage of less than 50 V DC do not have a protective ground.

Technical information

Material	
Housing	Polyamide
Seals	Acrylonitrile butadiene rubber Polyurethane

Dimensions

Dimensions



- 1) Port 1
- 2) Port 2
- 3) Port 3, exhaust air must not be throttled
- 4) Core Ø for M5
- 5) Manual override
- 6) Pocket hole 6 mm deep for 3.5 self-tapping screw
- 7) Mounting space for name plate
- 8) Coil can be rotated at 180° intervals
- 9) LED

* Air conn. module (item IV) mounted onto stacking valve (item II) permits additional air supply from right hand side. End valve (item III) not required.

I = Inlet valve, II = Stacking valve, III = End valve







































3/2-directional valve, Series 579


































- NO
- $Q_n = 520$ l/min
- Pipe connection
- Compressed air connection output $\varnothing 6 \times 1$
- Electrical connection Plug, ISO 15217, form C
- Manual override with detent



Version	Poppet valve
Activation	Electrically
Pilot	Internal
Sealing principle	Soft sealing
Working pressure min./max.	2 ... 8 bar
Ambient temperature min./max.	-15 ... 50 °C
Medium temperature min./max.	-15 ... 50 °C
Medium	Compressed air
Max. particle size	5 μm
Oil content of compressed air	0 ... 1 mg/m ³
Nominal flow Q_n	520 l/min
Protection class with connection	IP65
Reverse polarity protection	Protected against polarity reversal
Duty cycle	100 %
Typ. switch-on time	18 ms
Typ. switch-off time	16 ms
Weight	0.093 kg

Technical data

Part No.		MO		Type
5790510210			NO	Inlet valve
5790510220			NO	Inlet valve
5790515220			NO	Inlet valve
5790510620			NO	Inlet valve
5790515270			NO	Inlet valve
5790515280			NO	Inlet valve
5790515680			NO	Inlet valve
5791510210			NO	Stacking valve
5791510220			NO	Stacking valve
5791510620			NO	Stacking valve
5791515220			NO	Stacking valve
5791515270			NO	Stacking valve
5791515280			NO	Stacking valve
5791515680			NO	Stacking valve
5796410210			NO	Stacking valve, additional pressure connection
5796410220			NO	Stacking valve, additional pressure connection
5796410620			NO	Stacking valve, additional pressure connection
5796415220			NO	Stacking valve, additional pressure connection
5796415270			NO	Stacking valve, additional pressure connection

Part No.		MO		Type
5796415280			NO	Stacking valve, additional pressure connection
5796415680			NO	Stacking valve, additional pressure connection
5796510210			NO	Stacking valve, additional pressure connection
5796510220			NO	Stacking valve, additional pressure connection
5796510620			NO	Stacking valve, additional pressure connection
5796515220			NO	Stacking valve, additional pressure connection
5796515270			NO	Stacking valve, additional pressure connection
5796515280			NO	Stacking valve, additional pressure connection
5796515680			NO	Stacking valve, additional pressure connection
5792510210			NO	End valve
5792510220			NO	End valve
5792510620			NO	End valve
5792515220			NO	End valve
5792515270			NO	End valve
5792515280			NO	End valve
5792515680			NO	End valve

Part No.	Compressed air connection	
	Input	Output
5790510210	Ø 8x1	Ø 6x1
5790510220	Ø 8x1	Ø 6x1
5790515220	Ø 8x1	Ø 6x1
5790510620	Ø 8x1	Ø 6x1
5790515270	Ø 8x1	Ø 6x1
5790515280	Ø 8x1	Ø 6x1
5790515680	Ø 8x1	Ø 6x1
5791510210	-	Ø 6x1
5791510220	-	Ø 6x1
5791510620	-	Ø 6x1
5791515220	-	Ø 6x1
5791515270	-	Ø 6x1
5791515280	-	Ø 6x1
5791515680	-	Ø 6x1
5796410210	Ø 6x1	Ø 6x1
5796410220	Ø 6x1	Ø 6x1
5796410620	Ø 6x1	Ø 6x1
5796415220	Ø 6x1	Ø 6x1
5796415270	Ø 6x1	Ø 6x1
5796415280	Ø 6x1	Ø 6x1
5796415680	Ø 6x1	Ø 6x1
5796510210	Ø 8x1	Ø 6x1
5796510220	Ø 8x1	Ø 6x1
5796510620	Ø 8x1	Ø 6x1
5796515220	Ø 8x1	Ø 6x1
5796515270	Ø 8x1	Ø 6x1
5796515280	Ø 8x1	Ø 6x1
5796515680	Ø 8x1	Ø 6x1
5792510210	-	Ø 6x1

Part No.	Compressed air connection	
	Input	Output
5792510220	-	Ø 6x1
5792510620	-	Ø 6x1
5792515220	-	Ø 6x1
5792515270	-	Ø 6x1
5792515280	-	Ø 6x1
5792515680	-	Ø 6x1

Part No.	Operational voltage		Operational voltage	
	DC	AC 50 Hz	AC 60 Hz	AC 60 Hz
5790510210	12 V	-	-	-
5790510220	24 V	-	-	-
5790515220	-	24 V	24 V	24 V
5790510620	24 V	-	-	-
5790515270	-	110 V	110 V	110 V
5790515280	-	230 V	230 V	230 V
5790515680	-	230 V	230 V	230 V
5791510210	12 V	-	-	-
5791510220	24 V	-	-	-
5791510620	24 V	-	-	-
5791515220	-	24 V	24 V	24 V
5791515270	-	110 V	110 V	110 V
5791515280	-	230 V	230 V	230 V
5791515680	-	230 V	230 V	230 V
5796410210	12 V	-	-	-
5796410220	24 V	-	-	-
5796410620	24 V	-	-	-
5796415220	-	24 V	24 V	24 V
5796415270	-	110 V	110 V	110 V
5796415280	-	230 V	230 V	230 V
5796415680	-	230 V	230 V	230 V
5796510210	12 V	-	-	-
5796510220	24 V	-	-	-
5796510620	24 V	-	-	-
5796515220	-	24 V	24 V	24 V
5796515270	-	110 V	110 V	110 V
5796515280	-	230 V	230 V	230 V
5796515680	-	230 V	230 V	230 V
5792510210	12 V	-	-	-
5792510220	24 V	-	-	-
5792510620	24 V	-	-	-
5792515220	-	24 V	24 V	24 V
5792515270	-	110 V	110 V	110 V
5792515280	-	230 V	230 V	230 V
5792515680	-	230 V	230 V	230 V

Part No.	Power consumption		Holding power		Switch-on power
	DC	AC 50 Hz	AC 60 Hz	AC 50 Hz	AC 50 Hz
5790510210	1.6 W	-	-	-	-

Part No.	Power consumption	Holding power	Holding power	Switch-on power
	DC	AC 50 Hz	AC 60 Hz	AC 50 Hz
5790510220	1.6 W	-	-	-
5790515220	-	2.2 VA	1.8 VA	3 VA
5790510620	1.7 W	-	-	-
5790515270	-	3 VA	2.4 VA	4.2 VA
5790515280	-	2.3 VA	2 VA	3.2 VA
5790515680	-	2.5 VA	2.2 VA	3.4 VA
5791510210	1.6 W	-	-	-
5791510220	1.6 W	-	-	-
5791510620	1.7 W	-	-	-
5791515220	-	2.2 VA	1.8 VA	3 VA
5791515270	-	3 VA	2.4 VA	4.2 VA
5791515280	-	2.3 VA	2 VA	3.2 VA
5791515680	-	2.5 VA	2.2 VA	3.4 VA
5796410210	1.6 W	-	-	-
5796410220	1.6 W	-	-	-
5796410620	1.7 W	-	-	-
5796415220	-	2.2 VA	1.8 VA	3 VA
5796415270	-	3 VA	2.4 VA	4.2 VA
5796415280	-	2.3 VA	2 VA	3.2 VA
5796415680	-	2.5 VA	2.2 VA	3.4 VA
5796510210	1.6 W	-	-	-
5796510220	1.6 W	-	-	-
5796510620	1.7 W	-	-	-
5796515220	-	2.2 VA	1.8 VA	3 VA
5796515270	-	3 VA	2.4 VA	4.2 VA
5796515280	-	2.3 VA	2 VA	3.2 VA
5796515680	-	2.5 VA	2.2 VA	3.4 VA
5792510210	1.6 W	-	-	-
5792510220	1.6 W	-	-	-
5792510620	1.7 W	-	-	-
5792515220	-	2.2 VA	1.8 VA	3 VA
5792515270	-	3 VA	2.4 VA	4.2 VA
5792515280	-	2.3 VA	2 VA	3.2 VA
5792515680	-	2.5 VA	2.2 VA	3.4 VA

Part No.	Switch-on power	Pilot	LED	Protected against polarity reversal	
	AC 60 Hz				
5790510210	-	Internal	-	Protected against polarity reversal	-
5790510220	-	Internal	-	Protected against polarity reversal	-
5790515220	2.6 VA	Internal	-	Protected against polarity reversal	-
5790510620	-	Internal	Red	Protected against polarity reversal	1)
5790515270	3.4 VA	Internal	-	Protected against polarity reversal	-
5790515280	2.8 VA	Internal	-	Protected against polarity reversal	-
5790515680	3 VA	Internal	Red	Protected against polarity reversal	-
5791510210	-	Internal	-	Protected against polarity reversal	-
5791510220	-	Internal	-	Protected against polarity reversal	-
5791510620	-	Internal	Red	Protected against polarity reversal	1)
5791515220	2.6 VA	Internal	-	Protected against polarity reversal	-

Part No.	Switch-on power	Pilot	LED	Protected against polarity reversal	
	AC 60 Hz				
5791515270	3.4 VA	Internal	-	Protected against polarity reversal	-
5791515280	2.8 VA	Internal	-	Protected against polarity reversal	-
5791515680	3 VA	Internal	Red	Protected against polarity reversal	-
5796410210	-	Internal	-	Protected against polarity reversal	-
5796410220	-	Internal	-	Protected against polarity reversal	-
5796410620	-	Internal	Red	Protected against polarity reversal	1)
5796415220	2.6 VA	Internal	-	Protected against polarity reversal	-
5796415270	3.4 VA	Internal	-	Protected against polarity reversal	-
5796415280	2.8 VA	Internal	-	Protected against polarity reversal	-
5796415680	3 VA	Internal	Red	Protected against polarity reversal	-
5796510210	-	Internal	-	Protected against polarity reversal	-
5796510220	-	Internal	-	Protected against polarity reversal	-
5796510620	-	Internal	Red	Protected against polarity reversal	1)
5796515220	2.6 VA	Internal	-	Protected against polarity reversal	-
5796515270	3.4 VA	Internal	-	Protected against polarity reversal	-
5796515280	2.8 VA	Internal	-	Protected against polarity reversal	-
5796515680	3 VA	Internal	Red	Protected against polarity reversal	-
5792510210	-	Internal	-	Protected against polarity reversal	-
5792510220	-	Internal	-	Protected against polarity reversal	-
5792510620	-	Internal	Red	Protected against polarity reversal	1)
5792515220	2.6 VA	Internal	-	Protected against polarity reversal	-
5792515270	3.4 VA	Internal	-	Protected against polarity reversal	-
5792515280	2.8 VA	Internal	-	Protected against polarity reversal	-
5792515680	3 VA	Internal	Red	Protected against polarity reversal	-

Nominal flow Q_n at 6 bar and $\Delta p = 1$ bar, MO = Manual override

1) With LED and protective diode for reducing voltage peaks in the solenoid coil, protected against polarity reversal

Technical information

The min. control pressure must be adhered to, since otherwise faulty switching and valve failure may result!

The pressure dew point must be at least 15 °C under ambient and medium temperature and may not exceed 3 °C .

The oil content of compressed air must remain constant during the life cycle.

Use only the approved oils from AVENTICS. Further information can be found in the "Technical information" document (available in the MediaCentre).

At an ambient temperature of 40 °C the max. working pressure is 10 bar .

Versions with voltage of less than 50 V DC do not have a protective ground.

Technical information

Material	
Housing	Polyamide
Seals	Acrylonitrile butadiene rubber Polyurethane




3/2-directional valve, Series 579
















- NC
- Qn = 520 l/min
- Pipe connection
- Compressed air connection output Ø 6x1
- Electrical connection Plug, ISO 15217, form C



Version	Poppet valve
Activation	Electrically
Pilot	External
Sealing principle	Soft sealing
Working pressure min./max.	0.5 ... 8 bar
Control pressure min./max.	2 ... 8 bar
Ambient temperature min./max.	-15 ... 50 °C
Medium temperature min./max.	-15 ... 50 °C
Medium	Compressed air
Max. particle size	5 µm
Oil content of compressed air	0 ... 1 mg/m ³
Nominal flow Qn	520 l/min
Protection class with connection	IP65
Reverse polarity protection	Protected against polarity reversal
Duty cycle	100 %
Typ. switch-on time	18 ms
Typ. switch-off time	16 ms
Weight	0.093 kg

Technical data

Part No.			Type
5790570210		NC	Inlet valve
5790570220		NC	Inlet valve
5790570620		NC	Inlet valve
5790575220		NC	Inlet valve
5790575270		NC	Inlet valve
5790575280		NC	Inlet valve
5790575680		NC	Inlet valve
5791570210		NC	Stacking valve
5791570220		NC	Stacking valve
5791570620		NC	Stacking valve
5791575220		NC	Stacking valve
5791575270		NC	Stacking valve
5791575280		NC	Stacking valve
5791575680		NC	Stacking valve
5796470210		NC	Stacking valve, additional pressure connection
5796470220		NC	Stacking valve, additional pressure connection
5796470620		NC	Stacking valve, additional pressure connection
5796475220		NC	Stacking valve, additional pressure connection
5796475270		NC	Stacking valve, additional pressure connection

Part No.			Type
5796475280		NC	Stacking valve, additional pressure connection
5796475680		NC	Stacking valve, additional pressure connection
5796570210		NC	Stacking valve, additional pressure connection
5796570220		NC	Stacking valve, additional pressure connection
5796570620		NC	Stacking valve, additional pressure connection
5796575220		NC	Stacking valve, additional pressure connection
5796575270		NC	Stacking valve, additional pressure connection
5796575280		NC	Stacking valve, additional pressure connection
5796575680		NC	Stacking valve, additional pressure connection
5792570210		NC	End valve
5792570220		NC	End valve
5792570620		NC	End valve
5792575220		NC	End valve
5792575270		NC	End valve
5792575280		NC	End valve
5792575680		NC	End valve

Part No.	Compressed air connection	
	Input	Output
5790570210	Ø 8x1	Ø 6x1
5790570220	Ø 8x1	Ø 6x1
5790570620	Ø 8x1	Ø 6x1
5790575220	Ø 8x1	Ø 6x1
5790575270	Ø 8x1	Ø 6x1
5790575280	Ø 8x1	Ø 6x1
5790575680	Ø 8x1	Ø 6x1
5791570210	-	Ø 6x1
5791570220	-	Ø 6x1
5791570620	-	Ø 6x1
5791575220	-	Ø 6x1
5791575270	-	Ø 6x1
5791575280	-	Ø 6x1
5791575680	-	Ø 6x1
5796470210	Ø 6x1	Ø 6x1
5796470220	Ø 6x1	Ø 6x1
5796470620	Ø 6x1	Ø 6x1
5796475220	Ø 6x1	Ø 6x1
5796475270	Ø 6x1	Ø 6x1
5796475280	Ø 6x1	Ø 6x1
5796475680	Ø 6x1	Ø 6x1
5796570210	Ø 8x1	Ø 6x1
5796570220	Ø 8x1	Ø 6x1
5796570620	Ø 8x1	Ø 6x1
5796575220	Ø 8x1	Ø 6x1
5796575270	Ø 8x1	Ø 6x1
5796575280	Ø 8x1	Ø 6x1
5796575680	Ø 8x1	Ø 6x1
5792570210	-	Ø 6x1

Part No.	Compressed air connection	
	Input	Output
5792570220	-	Ø 6x1
5792570620	-	Ø 6x1
5792575220	-	Ø 6x1
5792575270	-	Ø 6x1
5792575280	-	Ø 6x1
5792575680	-	Ø 6x1

Part No.	Compressed air connection		Operational voltage	Operational voltage
	Pilot connection		DC	AC 50 Hz
5790570210	Ø 4		12 V	-
5790570220	Ø 4		24 V	-
5790570620	Ø 4		24 V	-
5790575220	Ø 4		-	24 V
5790575270	Ø 4		-	110 V
5790575280	Ø 4		-	230 V
5790575680	Ø 4		-	230 V
5791570210	Ø 4		12 V	-
5791570220	Ø 4		24 V	-
5791570620	Ø 4		24 V	-
5791575220	Ø 4		-	24 V
5791575270	Ø 4		-	110 V
5791575280	Ø 4		-	230 V
5791575680	Ø 4		-	230 V
5796470210	Ø 4		12 V	-
5796470220	Ø 4		24 V	-
5796470620	Ø 4		24 V	-
5796475220	Ø 4		-	24 V
5796475270	Ø 4		-	110 V
5796475280	Ø 4		-	230 V
5796475680	Ø 4		-	230 V
5796570210	Ø 4		12 V	-
5796570220	Ø 4		24 V	-
5796570620	Ø 4		24 V	-
5796575220	Ø 4		-	24 V
5796575270	Ø 4		-	110 V
5796575280	Ø 4		-	230 V
5796575680	Ø 4		-	230 V
5792570210	Ø 4		12 V	-
5792570220	Ø 4		24 V	-
5792570620	Ø 4		24 V	-
5792575220	Ø 4		-	24 V
5792575270	Ø 4		-	110 V
5792575280	Ø 4		-	230 V
5792575680	Ø 4		-	230 V

Part No.	Operational voltage	Power consumption	Holding power	Holding power
	AC 60 Hz	DC	AC 50 Hz	AC 60 Hz

Part No.	Operational voltage	Power consumption	Holding power	Holding power
		DC	AC 50 Hz	AC 60 Hz
5790570210	-	1.6 W	-	-
5790570220	-	1.6 W	-	-
5790570620	-	1.7 W	-	-
5790575220	24 V	-	2.2 VA	1.8 VA
5790575270	110 V	-	3 VA	2.4 VA
5790575280	230 V	-	2.3 VA	2 VA
5790575680	230 V	-	2.5 VA	2.2 VA
5791570210	-	1.6 W	-	-
5791570220	-	1.6 W	-	-
5791570620	-	1.7 W	-	-
5791575220	24 V	-	2.2 VA	1.8 VA
5791575270	110 V	-	3 VA	2.4 VA
5791575280	230 V	-	2.3 VA	2 VA
5791575680	230 V	-	2.5 VA	2.2 VA
5796470210	-	1.6 W	-	-
5796470220	-	1.6 W	-	-
5796470620	-	1.7 W	-	-
5796475220	24 V	-	2.2 VA	1.8 VA
5796475270	110 V	-	3 VA	2.4 VA
5796475280	230 V	-	2.3 VA	2 VA
5796475680	230 V	-	2.5 VA	2.2 VA
5796570210	-	1.6 W	-	-
5796570220	-	1.6 W	-	-
5796570620	-	1.7 W	-	-
5796575220	24 V	-	2.2 VA	1.8 VA
5796575270	110 V	-	3 VA	2.4 VA
5796575280	230 V	-	2.3 VA	2 VA
5796575680	230 V	-	2.5 VA	2.2 VA
5792570210	-	1.6 W	-	-
5792570220	-	1.6 W	-	-
5792570620	-	1.7 W	-	-
5792575220	24 V	-	2.2 VA	1.8 VA
5792575270	110 V	-	3 VA	2.4 VA
5792575280	230 V	-	2.3 VA	2 VA
5792575680	230 V	-	2.5 VA	2.2 VA

Part No.	Switch-on power	Switch-on power	Pilot	LED
	AC 50 Hz	AC 60 Hz		
5790570210	-	-	External	-
5790570220	-	-	External	-
5790570620	-	-	External	Red
5790575220	3 VA	2.6 VA	External	-
5790575270	4.2 VA	3.4 VA	External	-
5790575280	3.2 VA	2.8 VA	External	-
5790575680	3.4 VA	3 VA	External	Red
5791570210	-	-	External	-
5791570220	-	-	External	-
5791570620	-	-	External	Red

Part No.	Switch-on power		Pilot	LED
	AC 50 Hz	AC 60 Hz		
5791575220	3 VA	2.6 VA	External	-
5791575270	4.2 VA	3.4 VA	External	-
5791575280	3.2 VA	2.8 VA	External	-
5791575680	3.4 VA	3 VA	External	Red
5796470210	-	-	External	-
5796470220	-	-	External	-
5796470620	-	-	External	Red
5796475220	3 VA	2.6 VA	External	-
5796475270	4.2 VA	3.4 VA	External	-
5796475280	3.2 VA	2.8 VA	External	-
5796475680	3.4 VA	3 VA	External	Red
5796570210	-	-	External	-
5796570220	-	-	External	-
5796570620	-	-	External	Red
5796575220	3 VA	2.6 VA	External	-
5796575270	4.2 VA	3.4 VA	External	-
5796575280	3.2 VA	2.8 VA	External	-
5796575680	3.4 VA	3 VA	External	Red
5792570210	-	-	External	-
5792570220	-	-	External	-
5792570620	-	-	External	Red
5792575220	3 VA	2.6 VA	External	-
5792575270	4.2 VA	3.4 VA	External	-
5792575280	3.2 VA	2.8 VA	External	-
5792575680	3.4 VA	3 VA	External	Red

Part No.	Protected against polarity reversal	
5790570210	Protected against polarity reversal	-
5790570220	Protected against polarity reversal	-
5790570620	Protected against polarity reversal	1)
5790575220	Protected against polarity reversal	-
5790575270	Protected against polarity reversal	-
5790575280	Protected against polarity reversal	-
5790575680	Protected against polarity reversal	-
5791570210	Protected against polarity reversal	-
5791570220	Protected against polarity reversal	-
5791570620	Protected against polarity reversal	1)
5791575220	Protected against polarity reversal	-
5791575270	Protected against polarity reversal	-
5791575280	Protected against polarity reversal	-
5791575680	Protected against polarity reversal	-
5796470210	Protected against polarity reversal	-
5796470220	Protected against polarity reversal	-
5796470620	Protected against polarity reversal	1)
5796475220	Protected against polarity reversal	-
5796475270	Protected against polarity reversal	-
5796475280	Protected against polarity reversal	-

Part No.	Protected against polarity reversal	
5796475680	Protected against polarity reversal	-
5796570210	Protected against polarity reversal	-
5796570220	Protected against polarity reversal	-
5796570620	Protected against polarity reversal	1)
5796575220	Protected against polarity reversal	-
5796575270	Protected against polarity reversal	-
5796575280	Protected against polarity reversal	-
5796575680	Protected against polarity reversal	-
5792570210	Protected against polarity reversal	-
5792570220	Protected against polarity reversal	-
5792570620	Protected against polarity reversal	1)
5792575220	Protected against polarity reversal	-
5792575270	Protected against polarity reversal	-
5792575280	Protected against polarity reversal	-
5792575680	Protected against polarity reversal	-

Nominal flow Q_n at 6 bar and $\Delta p = 1$ bar

1) with LED and protective diode for reducing voltage peaks in the solenoid coil

Technical information

The min. control pressure must be adhered to, since otherwise faulty switching and valve failure may result!

The pressure dew point must be at least 15 °C under ambient and medium temperature and may not exceed 3 °C .

The oil content of compressed air must remain constant during the life cycle.

Use only the approved oils from AVENTICS. Further information can be found in the "Technical information" document (available in the MediaCentre).

At an ambient temperature of 40 °C the max. working pressure is 10 bar .

Versions with voltage of less than 50 V DC do not have a protective ground.

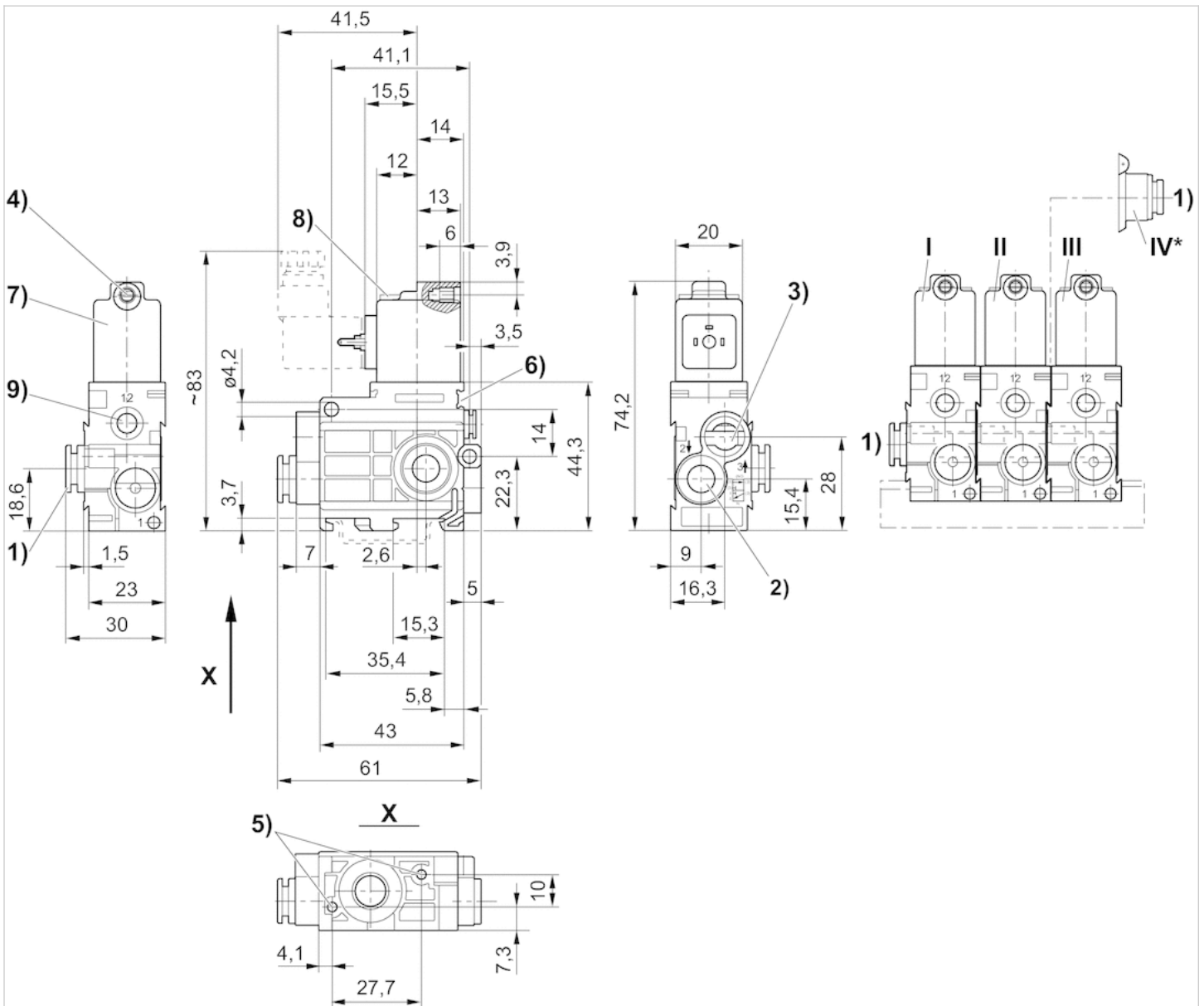
The control pressure must be at least as high as the working pressure.

Technical information

Material	
Housing	Polyamide
Seals	Acrylonitrile butadiene rubber Polyurethane

Dimensions

Dimensions



- 1) Port 1
- 2) Port 2
- 3) Port 3, exhaust air must not be throttled
- 4) Core Ø for M5
- 5) Pocket hole 6 mm deep for 3.5 self-tapping screw
- 6) Mounting space for name plate
- 7) Coil can be rotated at 180° intervals
- 8) LED
- 9) Port 12

* Air connection module (item IV) mounted onto stacking valve (item II) permits additional air supply from right hand side. End valve (item III) not required.

I = Inlet valve, II = Stacking valve, III = End valve




















3/2-directional valve, Series 579

















- NO
- Qn = 520 l/min
- Pipe connection
- Compressed air connection output Ø 6x1
- Electrical connection Plug, ISO 15217, form C



Version	Poppet valve
Activation	Electrically
Pilot	External
Sealing principle	Soft sealing
Working pressure min./max.	0.5 ... 8 bar
Control pressure min./max.	2 ... 8 bar
Ambient temperature min./max.	-15 ... 50 °C
Medium temperature min./max.	-15 ... 50 °C
Medium	Compressed air
Max. particle size	5 µm
Oil content of compressed air	0 ... 1 mg/m ³
Nominal flow Qn	520 l/min
Protection class with connection	IP65
Reverse polarity protection	Protected against polarity reversal
Duty cycle	100 %
Typ. switch-on time	18 ms
Typ. switch-off time	16 ms
Weight	0.093 kg

Technical data

Part No.			Type
5790520210		NO	Inlet valve
5790520220		NO	Inlet valve
5790520620		NO	Inlet valve
5790525220		NO	Inlet valve
5790525270		NO	Inlet valve
5790525280		NO	Inlet valve
5790525680		NO	Inlet valve
5791520210		NO	Stacking valve
5791520220		NO	Stacking valve
5791520620		NO	Stacking valve
5791525220		NO	Stacking valve
5791525270		NO	Stacking valve
5791525280		NO	Stacking valve
5791525680		NO	Stacking valve
5796420210		NO	Stacking valve, additional pressure connection
5796420220		NO	Stacking valve, additional pressure connection
5796420620		NO	Stacking valve, additional pressure connection
5796425220		NO	Stacking valve, additional pressure connection
5796425270		NO	Stacking valve, additional pressure connection

Part No.			Type
5796425280		NO	Stacking valve, additional pressure connection
5796425680		NO	Stacking valve, additional pressure connection
5796520210		NO	Stacking valve, additional pressure connection
5796520220		NO	Stacking valve, additional pressure connection
5796520620		NO	Stacking valve, additional pressure connection
5796525220		NO	Stacking valve, additional pressure connection
5796525270		NO	Stacking valve, additional pressure connection
5796525280		NO	Stacking valve, additional pressure connection
5796525680		NO	Stacking valve, additional pressure connection
5792520210		NO	End valve
5792520220		NO	End valve
5792520620		NO	End valve
5792525220		NO	End valve
5792525270		NO	End valve
5792525280		NO	End valve
5792525680		NO	End valve

Part No.	Compressed air connection	
	Input	Output
5790520210	Ø 8x1	Ø 6x1
5790520220	Ø 8x1	Ø 6x1
5790520620	Ø 8x1	Ø 6x1
5790525220	Ø 8x1	Ø 6x1
5790525270	Ø 8x1	Ø 6x1
5790525280	Ø 8x1	Ø 6x1
5790525680	Ø 8x1	Ø 6x1
5791520210	-	Ø 6x1
5791520220	-	Ø 6x1
5791520620	-	Ø 6x1
5791525220	-	Ø 6x1
5791525270	-	Ø 6x1
5791525280	-	Ø 6x1
5791525680	-	Ø 6x1
5796420210	Ø 6x1	Ø 6x1
5796420220	Ø 6x1	Ø 6x1
5796420620	Ø 6x1	Ø 6x1
5796425220	Ø 6x1	Ø 6x1
5796425270	Ø 6x1	Ø 6x1
5796425280	Ø 6x1	Ø 6x1
5796425680	Ø 6x1	Ø 6x1
5796520210	Ø 8x1	Ø 6x1
5796520220	Ø 8x1	Ø 6x1
5796520620	Ø 8x1	Ø 6x1
5796525220	Ø 8x1	Ø 6x1
5796525270	Ø 8x1	Ø 6x1
5796525280	Ø 8x1	Ø 6x1
5796525680	Ø 8x1	Ø 6x1
5792520210	-	Ø 6x1

Part No.	Compressed air connection	
	Input	Output
5792520220	-	Ø 6x1
5792520620	-	Ø 6x1
5792525220	-	Ø 6x1
5792525270	-	Ø 6x1
5792525280	-	Ø 6x1
5792525680	-	Ø 6x1

Part No.	Compressed air connection		Operational voltage	Operational voltage
	Pilot connection		DC	AC 50 Hz
5790520210	Ø 4		12 V	-
5790520220	Ø 4		24 V	-
5790520620	Ø 4		24 V	-
5790525220	Ø 4		-	24 V
5790525270	Ø 4		-	110 V
5790525280	Ø 4		-	230 V
5790525680	Ø 4		-	230 V
5791520210	Ø 4		12 V	-
5791520220	Ø 4		24 V	-
5791520620	Ø 4		24 V	-
5791525220	Ø 4		-	24 V
5791525270	Ø 4		-	110 V
5791525280	Ø 4		-	230 V
5791525680	Ø 4		-	230 V
5796420210	Ø 4		12 V	-
5796420220	Ø 4		24 V	-
5796420620	Ø 4		24 V	-
5796425220	Ø 4		-	24 V
5796425270	Ø 4		-	110 V
5796425280	Ø 4		-	230 V
5796425680	Ø 4		-	230 V
5796520210	Ø 4		12 V	-
5796520220	Ø 4		24 V	-
5796520620	Ø 4		24 V	-
5796525220	Ø 4		-	24 V
5796525270	Ø 4		-	110 V
5796525280	Ø 4		-	230 V
5796525680	Ø 4		-	230 V
5792520210	Ø 4		12 V	-
5792520220	Ø 4		24 V	-
5792520620	Ø 4		24 V	-
5792525220	Ø 4		-	24 V
5792525270	Ø 4		-	110 V
5792525280	Ø 4		-	230 V
5792525680	Ø 4		-	230 V

Part No.	Operational voltage	Power consumption	Holding power	Holding power
	AC 60 Hz	DC	AC 50 Hz	AC 60 Hz

Part No.	Operational voltage	Power consumption	Holding power	Holding power
		DC	AC 50 Hz	AC 60 Hz
5790520210	-	1.6 W	-	-
5790520220	-	1.6 W	-	-
5790520620	-	1.7 W	-	-
5790525220	24 V	-	2.2 VA	1.8 VA
5790525270	110 V	-	3 VA	2.4 VA
5790525280	230 V	-	2.3 VA	2 VA
5790525680	230 V	-	2.5 VA	2.2 VA
5791520210	-	1.6 W	-	-
5791520220	-	1.6 W	-	-
5791520620	-	1.7 W	-	-
5791525220	24 V	-	2.2 VA	1.8 VA
5791525270	110 V	-	3 VA	2.4 VA
5791525280	230 V	-	2.3 VA	2 VA
5791525680	230 V	-	2.5 VA	2.2 VA
5796420210	-	1.6 W	-	-
5796420220	-	1.6 W	-	-
5796420620	-	1.7 W	-	-
5796425220	24 V	-	2.2 VA	1.8 VA
5796425270	110 V	-	3 VA	2.4 VA
5796425280	230 V	-	2.3 VA	2 VA
5796425680	230 V	-	2.5 VA	2.2 VA
5796520210	-	1.6 W	-	-
5796520220	-	1.6 W	-	-
5796520620	-	1.7 W	-	-
5796525220	24 V	-	2.2 VA	1.8 VA
5796525270	110 V	-	3 VA	2.4 VA
5796525280	230 V	-	2.3 VA	2 VA
5796525680	230 V	-	2.5 VA	2.2 VA
5792520210	-	1.6 W	-	-
5792520220	-	1.6 W	-	-
5792520620	-	1.7 W	-	-
5792525220	24 V	-	2.2 VA	1.8 VA
5792525270	110 V	-	3 VA	2.4 VA
5792525280	230 V	-	2.3 VA	2 VA
5792525680	230 V	-	2.5 VA	2.2 VA

Part No.	Switch-on power	Switch-on power	Pilot	LED
	AC 50 Hz	AC 60 Hz		
5790520210	-	-	External	-
5790520220	-	-	External	-
5790520620	-	-	External	Red
5790525220	3 VA	2.6 VA	External	-
5790525270	4.2 VA	3.4 VA	External	-
5790525280	3.2 VA	2.8 VA	External	-
5790525680	3.4 VA	3 VA	External	-
5791520210	-	-	External	-
5791520220	-	-	External	-
5791520620	-	-	External	Red

Part No.	Switch-on power		Pilot	LED
	AC 50 Hz	AC 60 Hz		
5791525220	3 VA	2.6 VA	External	-
5791525270	4.2 VA	3.4 VA	External	-
5791525280	3.2 VA	2.8 VA	External	-
5791525680	3.4 VA	3 VA	External	Red
5796420210	-	-	External	-
5796420220	-	-	External	-
5796420620	-	-	External	Red
5796425220	3 VA	2.6 VA	External	-
5796425270	4.2 VA	3.4 VA	External	-
5796425280	3.2 VA	2.8 VA	External	-
5796425680	3.4 VA	3 VA	External	Red
5796520210	-	-	External	-
5796520220	-	-	External	-
5796520620	-	-	External	Red
5796525220	3 VA	2.6 VA	External	-
5796525270	4.2 VA	3.4 VA	External	-
5796525280	3.2 VA	2.8 VA	External	-
5796525680	3.4 VA	3 VA	External	Red
5792520210	-	-	External	-
5792520220	-	-	External	-
5792520620	-	-	External	Red
5792525220	3 VA	2.6 VA	External	-
5792525270	4.2 VA	3.4 VA	External	-
5792525280	3.2 VA	2.8 VA	External	-
5792525680	3.4 VA	3 VA	External	Red

Part No.	Protected against polarity reversal	
5790520210	Protected against polarity reversal	-
5790520220	Protected against polarity reversal	-
5790520620	Protected against polarity reversal	1)
5790525220	Protected against polarity reversal	-
5790525270	Protected against polarity reversal	-
5790525280	Protected against polarity reversal	-
5790525680	Protected against polarity reversal	-
5791520210	Protected against polarity reversal	-
5791520220	Protected against polarity reversal	-
5791520620	Protected against polarity reversal	1)
5791525220	Protected against polarity reversal	-
5791525270	Protected against polarity reversal	-
5791525280	Protected against polarity reversal	-
5791525680	Protected against polarity reversal	-
5796420210	Protected against polarity reversal	-
5796420220	Protected against polarity reversal	-
5796420620	Protected against polarity reversal	1)
5796425220	Protected against polarity reversal	-
5796425270	Protected against polarity reversal	-
5796425280	Protected against polarity reversal	-

Part No.	Protected against polarity reversal	
5796425680	Protected against polarity reversal	-
5796520210	Protected against polarity reversal	-
5796520220	Protected against polarity reversal	-
5796520620	Protected against polarity reversal	1)
5796525220	Protected against polarity reversal	-
5796525270	Protected against polarity reversal	-
5796525280	Protected against polarity reversal	-
5796525680	Protected against polarity reversal	-
5792520210	Protected against polarity reversal	-
5792520220	Protected against polarity reversal	-
5792520620	Protected against polarity reversal	1)
5792525220	Protected against polarity reversal	-
5792525270	Protected against polarity reversal	-
5792525280	Protected against polarity reversal	-
5792525680	Protected against polarity reversal	-

Nominal flow Q_n at 6 bar and $\Delta p = 1$ bar, MO = Manual override

1) With LED and protective diode for reducing voltage peaks in the solenoid coil, protected against polarity reversal

Technical information

The min. control pressure must be adhered to, since otherwise faulty switching and valve failure may result!

The pressure dew point must be at least 15 °C under ambient and medium temperature and may not exceed 3 °C .

The oil content of compressed air must remain constant during the life cycle.

Use only the approved oils from AVENTICS. Further information can be found in the "Technical information" document (available in the MediaCentre).

At an ambient temperature of 40 °C the max. working pressure is 10 bar .

Versions with voltage of less than 50 V DC do not have a protective ground.

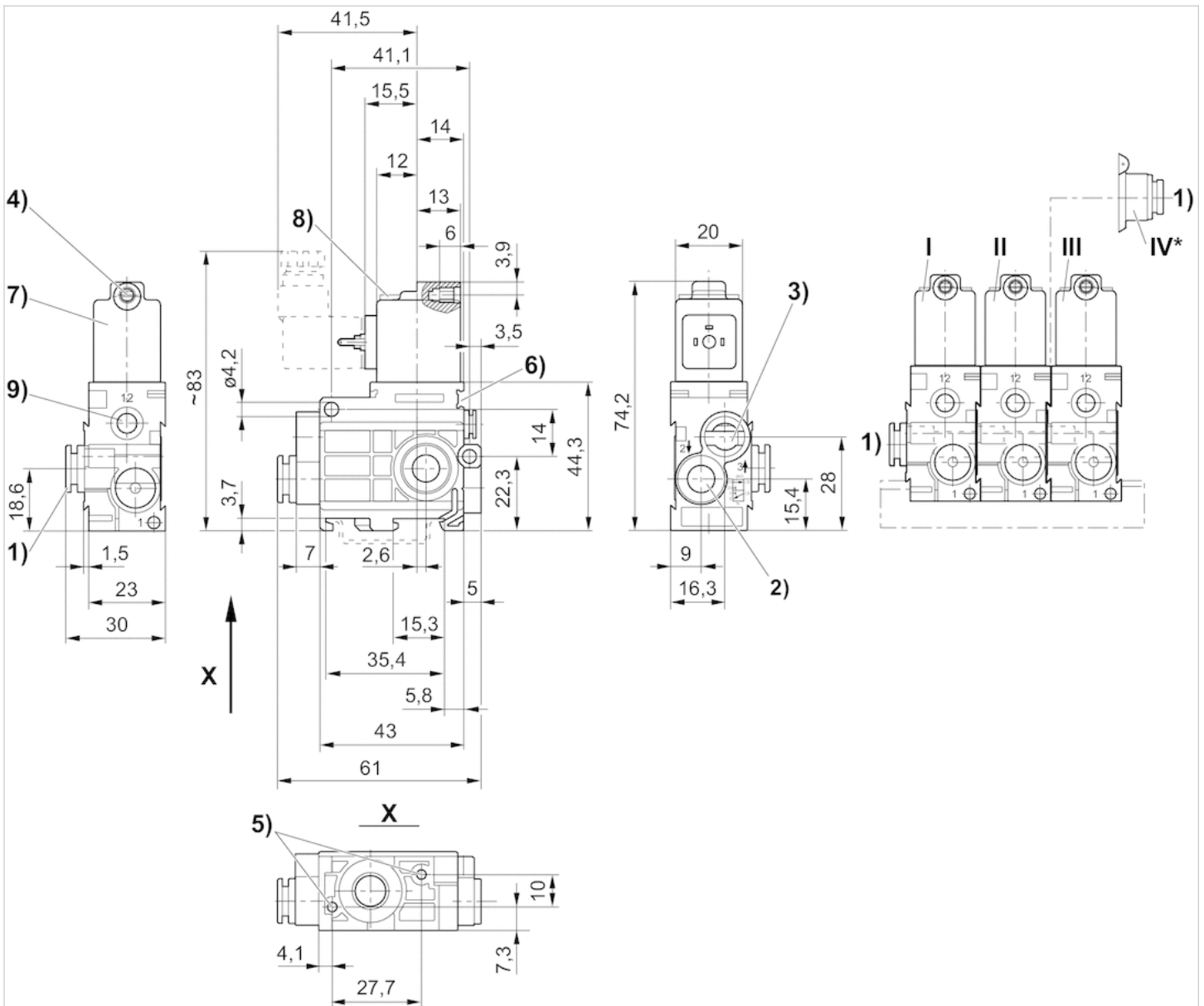
The control pressure must be at least as high as the working pressure.

Technical information

Material	
Housing	Polyamide
Seals	Acrylonitrile butadiene rubber Polyurethane

Dimensions

Dimensions



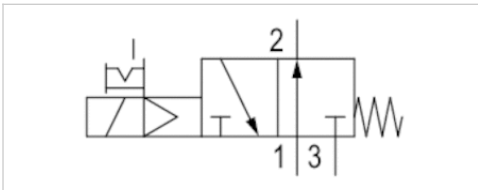
- 1) Port 1
- 2) Port 2
- 3) Port 3, exhaust air must not be throttled
- 4) Core \varnothing for M5
- 5) Pocket hole 6 mm deep for 3.5 self-tapping screw
- 6) Mounting space for name plate
- 7) Coil can be rotated at 180° intervals
- 8) LED
- 9) Port 12

* Air connection module (item IV) mounted onto stacking valve (item II) permits additional air supply from right hand side. End valve (item III) not required.

I = Inlet valve, II = Stacking valve, III = End valve




















3/2-directional valve, Series 579










- NO
- $Q_n = 600$ l/min
- Pipe connection
- Compressed air connection output $\varnothing 8 \times 1$
- Electrical connection Plug, ISO 15217, form C
- Manual override with detent



Version	Poppet valve
Activation	Electrically
Pilot	Internal
Sealing principle	Soft sealing
Working pressure min./max.	2 ... 8 bar
Ambient temperature min./max.	-15 ... 50 °C
Medium temperature min./max.	-15 ... 50 °C
Medium	Compressed air
Max. particle size	5 μm
Oil content of compressed air	0 ... 1 mg/m ³
Nominal flow Q_n	600 l/min
Protection class with connection	IP65
Reverse polarity protection	Protected against polarity reversal
Duty cycle	100 %
Typ. switch-on time	18 ms
Typ. switch-off time	16 ms
Weight	0.093 kg

Technical data

Part No.	MO		Type
5790610210		NO	Inlet valve
5790615220		NO	Inlet valve
5790610220		NO	Inlet valve
5790610620		NO	Inlet valve
5790615270		NO	Inlet valve
5790615280		NO	Inlet valve
5790615680		NO	Inlet valve
5791610210		NO	Stacking valve
5791610220		NO	Stacking valve
5791610620		NO	Stacking valve
5791615220		NO	Stacking valve
5791615270		NO	Stacking valve
5791615280		NO	Stacking valve
5791615680		NO	Stacking valve
5796610210		NO	Stacking valve, additional pressure connection
5796610220		NO	Stacking valve, additional pressure connection
5796610620		NO	Stacking valve, additional pressure connection
5796615220		NO	Stacking valve, additional pressure connection
5796615270		NO	Stacking valve, additional pressure connection

Part No.	MO		Type
5796615280		NO	Stacking valve, additional pressure connection
5796615680		NO	Stacking valve, additional pressure connection
5792610210		NO	End valve
5792610220		NO	End valve
5792610620		NO	End valve
5792615220		NO	End valve
5792615270		NO	End valve
5792615280		NO	End valve
5792615680		NO	End valve

Part No.	Compressed air connection	
	Input	Output
5790610210	Ø 8x1	Ø 8x1
5790615220	Ø 8x1	Ø 8x1
5790610220	Ø 8x1	Ø 8x1
5790610620	Ø 8x1	Ø 8x1
5790615270	Ø 8x1	Ø 8x1
5790615280	Ø 8x1	Ø 8x1
5790615680	Ø 8x1	Ø 8x1
5791610210	-	Ø 8x1
5791610220	-	Ø 8x1
5791610620	-	Ø 8x1
5791615220	-	Ø 8x1
5791615270	-	Ø 8x1
5791615280	-	Ø 8x1
5791615680	-	Ø 8x1
5796610210	Ø 8x1	Ø 8x1
5796610220	Ø 8x1	Ø 8x1
5796610620	Ø 8x1	Ø 8x1
5796615220	Ø 8x1	Ø 8x1
5796615270	Ø 8x1	Ø 8x1
5796615280	Ø 8x1	Ø 8x1
5796615680	Ø 8x1	Ø 8x1
5792610210	-	Ø 8x1
5792610220	-	Ø 8x1
5792610620	-	Ø 8x1
5792615220	-	Ø 8x1
5792615270	-	Ø 8x1
5792615280	-	Ø 8x1
5792615680	-	Ø 8x1

Part No.	Operational voltage	Operational voltage	Operational voltage
	DC	AC 50 Hz	AC 60 Hz
5790610210	12 V	-	-
5790615220	-	24 V	24 V
5790610220	24 V	-	-
5790610620	24 V	-	-
5790615270	-	110 V	110 V

Part No.	Operational voltage	Operational voltage	Operational voltage
	DC	AC 50 Hz	AC 60 Hz
5790615280	-	230 V	230 V
5790615680	-	230 V	230 V
5791610210	12 V	-	-
5791610220	24 V	-	-
5791610620	24 V	-	-
5791615220	-	24 V	24 V
5791615270	-	110 V	110 V
5791615280	-	230 V	230 V
5791615680	-	230 V	230 V
5796610210	12 V	-	-
5796610220	24 V	-	-
5796610620	24 V	-	-
5796615220	-	24 V	24 V
5796615270	-	110 V	110 V
5796615280	-	230 V	230 V
5796615680	-	230 V	230 V
5792610210	12 V	-	-
5792610220	24 V	-	-
5792610620	24 V	-	-
5792615220	-	24 V	24 V
5792615270	-	110 V	110 V
5792615280	-	230 V	230 V
5792615680	-	230 V	230 V

Part No.	Power consumption	Holding power	Holding power	Switch-on power
	DC	AC 50 Hz	AC 60 Hz	AC 50 Hz
5790610210	1.6 W	-	-	-
5790615220	-	2.2 VA	1.8 VA	3 VA
5790610220	1.6 W	-	-	-
5790610620	1.7 W	-	-	-
5790615270	-	3 VA	2.4 VA	4.2 VA
5790615280	-	2.3 VA	2 VA	3.2 VA
5790615680	-	2.5 VA	2.2 VA	3.4 VA
5791610210	1.6 W	-	-	-
5791610220	1.6 W	-	-	-
5791610620	1.7 W	-	-	-
5791615220	-	2.2 VA	1.8 VA	3 VA
5791615270	-	3 VA	2.4 VA	4.2 VA
5791615280	-	2.3 VA	2 VA	3.2 VA
5791615680	-	2.5 VA	2.2 VA	3.4 VA
5796610210	1.6 W	-	-	-
5796610220	1.6 W	-	-	-
5796610620	1.7 W	-	-	-
5796615220	-	2.2 VA	1.8 VA	3 VA
5796615270	-	3 VA	2.4 VA	4.2 VA
5796615280	-	2.3 VA	2 VA	3.2 VA
5796615680	-	2.5 VA	2.2 VA	3.4 VA
5792610210	1.6 W	-	-	-

Part No.	Power consumption	Holding power	Holding power	Switch-on power
	DC	AC 50 Hz	AC 60 Hz	AC 50 Hz
5792610220	1.6 W	-	-	-
5792610620	1.7 W	-	-	-
5792615220	-	2.2 VA	1.8 VA	3 VA
5792615270	-	3 VA	2.4 VA	4.2 VA
5792615280	-	2.3 VA	2 VA	3.2 VA
5792615680	-	2.5 VA	2.2 VA	3.4 VA

Part No.	Switch-on power	Pilot	LED	Protected against polarity reversal	
	AC 60 Hz				
5790610210	-	Internal	-	Protected against polarity reversal	-
5790615220	2.6 VA	Internal	-	Protected against polarity reversal	-
5790610220	-	Internal	-	Protected against polarity reversal	-
5790610620	-	Internal	Red	Protected against polarity reversal	1)
5790615270	3.4 VA	Internal	-	Protected against polarity reversal	-
5790615280	2.8 VA	Internal	-	Protected against polarity reversal	-
5790615680	3 VA	Internal	Red	Protected against polarity reversal	-
5791610210	-	Internal	-	Protected against polarity reversal	-
5791610220	-	Internal	-	Protected against polarity reversal	-
5791610620	-	Internal	Red	Protected against polarity reversal	1)
5791615220	2.6 VA	Internal	-	Protected against polarity reversal	-
5791615270	3.4 VA	Internal	-	Protected against polarity reversal	-
5791615280	2.8 VA	Internal	-	Protected against polarity reversal	-
5791615680	3 VA	Internal	Red	Protected against polarity reversal	-
5796610210	-	Internal	-	Protected against polarity reversal	-
5796610220	-	Internal	-	Protected against polarity reversal	-
5796610620	-	Internal	Red	Protected against polarity reversal	1)
5796615220	2.6 VA	Internal	-	Protected against polarity reversal	-
5796615270	3.4 VA	Internal	-	Protected against polarity reversal	-
5796615280	2.8 VA	Internal	-	Protected against polarity reversal	-
5796615680	3 VA	Internal	Red	Protected against polarity reversal	-
5792610210	-	Internal	-	Protected against polarity reversal	-
5792610220	-	Internal	-	Protected against polarity reversal	-
5792610620	-	Internal	Red	Protected against polarity reversal	1)
5792615220	2.6 VA	Internal	-	Protected against polarity reversal	-
5792615270	3.4 VA	Internal	-	Protected against polarity reversal	-
5792615280	2.8 VA	Internal	-	Protected against polarity reversal	-
5792615680	3 VA	Internal	Red	Protected against polarity reversal	-

Nominal flow Q_n at 6 bar and $\Delta p = 1$ bar, MO = Manual override

1) With LED and protective diode for reducing voltage peaks in the solenoid coil, protected against polarity reversal

Technical information

The min. control pressure must be adhered to, since otherwise faulty switching and valve failure may result!

The pressure dew point must be at least 15 °C under ambient and medium temperature and may not exceed 3 °C .

The oil content of compressed air must remain constant during the life cycle.

Use only the approved oils from AVENTICS. Further information can be found in the "Technical information" document (available in the MediaCentre).

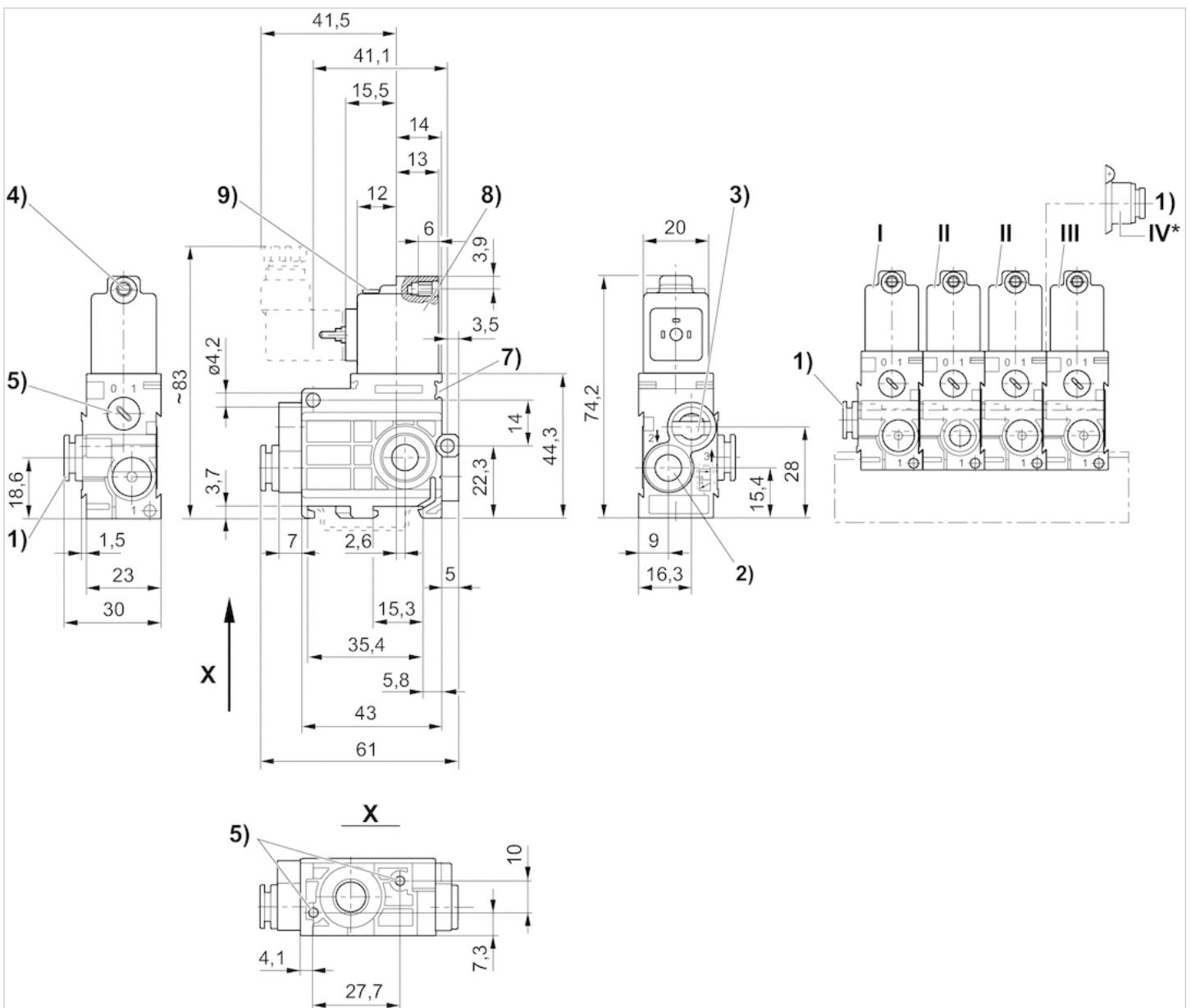
At an ambient temperature of 40 °C the max. working pressure is 10 bar .
 Versions with voltage of less than 50 V DC do not have a protective ground.

Technical information

Material	
Housing	Polyamide
Seals	Acrylonitrile butadiene rubber Polyurethane

Dimensions

Dimensions



- 1) Port 1
- 2) Port 2
- 3) Port 3, exhaust air must not be throttled
- 4) Core \varnothing for M5
- 5) Manual override

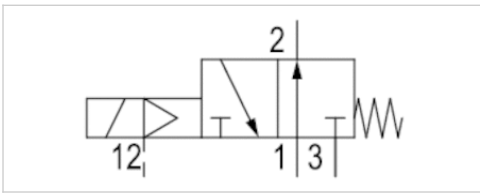
- 6) Pocket hole 6 mm deep for 3.5 self-tapping screw
- 7) Mounting space for name plate
- 8) Coil can be rotated at 180° intervals
- 9) LED

* Air conn. module (item IV) mounted onto stacking valve (item II) permits additional air supply from right hand side. End valve (item III) not required.

I = Inlet valve, II = Stacking valve, III = End valve

3/2-directional valve, Series 579

- NO
- Qn = 600 l/min
- Pipe connection
- Compressed air connection output Ø 8x1
- Electrical connection Plug, ISO 15217, form C



Version	Poppet valve
Activation	Electrically
Pilot	External
Sealing principle	Soft sealing
Working pressure min./max.	0.5 ... 8 bar
Control pressure min./max.	2 ... 8 bar
Ambient temperature min./max.	-15 ... 50 °C
Medium temperature min./max.	-15 ... 50 °C
Medium	Compressed air
Max. particle size	5 µm
Oil content of compressed air	0 ... 1 mg/m ³
Nominal flow Qn	600 l/min
Protection class with connection	IP65
Reverse polarity protection	Protected against polarity reversal
Duty cycle	100 %
Typ. switch-on time	18 ms
Typ. switch-off time	16 ms
Weight	0.093 kg

Technical data

Part No.		Type	Compressed air connection	
				Input
5790620210	NO	Inlet valve		Ø 8x1
5790620220	NO	Inlet valve		Ø 8x1
5790620620	NO	Inlet valve		Ø 8x1
5790625220	NO	Inlet valve		Ø 8x1
5790625270	NO	Inlet valve		Ø 8x1
5790625280	NO	Inlet valve		Ø 8x1
5790625680	NO	Inlet valve		Ø 8x1
5791620210	NO	Stacking valve		-
5791620220	NO	Stacking valve		-
5791620620	NO	Stacking valve		-
5791625220	NO	Stacking valve		-
5791625270	NO	Stacking valve		-
5791625280	NO	Stacking valve		-
5791625680	NO	Stacking valve		-
5796620210	NO	Stacking valve, additional pressure connection	Ø 8x1	
5796620220	NO	Stacking valve, additional pressure connection	Ø 8x1	
5796620620	NO	Stacking valve, additional pressure connection	Ø 8x1	
5796625220	NO	Stacking valve, additional pressure connection	Ø 8x1	
5796625270	NO	Stacking valve, additional pressure connection	Ø 8x1	

Part No.		Type	Compressed air connection
			Input
5796625280	NO	Stacking valve, additional pressure connection	Ø 8x1
5796625680	NO	Stacking valve, additional pressure connection	Ø 8x1
5792620210	NO	End valve	-
5792620220	NO	End valve	-
5792620620	NO	End valve	-
5792625220	NO	End valve	-
5792625270	NO	End valve	-
5792625280	NO	End valve	-
5792625680	NO	End valve	-

Part No.	Compressed air connection	Compressed air connection
	Output	Pilot connection
5790620210	Ø 8x1	Ø 4
5790620220	Ø 8x1	Ø 4
5790620620	Ø 8x1	Ø 4
5790625220	Ø 8x1	Ø 4
5790625270	Ø 8x1	Ø 4
5790625280	Ø 8x1	Ø 4
5790625680	Ø 8x1	Ø 4
5791620210	Ø 8x1	Ø 4
5791620220	Ø 8x1	Ø 4
5791620620	Ø 8x1	Ø 4
5791625220	Ø 8x1	Ø 4
5791625270	Ø 8x1	Ø 4
5791625280	Ø 8x1	Ø 4
5791625680	Ø 8x1	Ø 4
5796620210	Ø 8x1	Ø 4
5796620220	Ø 8x1	Ø 4
5796620620	Ø 8x1	Ø 4
5796625220	Ø 8x1	Ø 4
5796625270	Ø 8x1	Ø 4
5796625280	Ø 8x1	Ø 4
5796625680	Ø 8x1	Ø 4
5792620210	Ø 8x1	Ø 4
5792620220	Ø 8x1	Ø 4
5792620620	Ø 8x1	Ø 4
5792625220	Ø 8x1	Ø 4
5792625270	Ø 8x1	Ø 4
5792625280	Ø 8x1	Ø 4
5792625680	Ø 8x1	Ø 4

Part No.	Operational voltage	Operational voltage	Operational voltage
	DC	AC 50 Hz	AC 60 Hz
5790620210	12 V	-	-
5790620220	24 V	-	-
5790620620	24 V	-	-
5790625220	-	24 V	24 V
5790625270	-	110 V	110 V

Part No.	Operational voltage	Operational voltage	Operational voltage
	DC	AC 50 Hz	AC 60 Hz
5790625280	-	230 V	230 V
5790625680	-	230 V	230 V
5791620210	12 V	-	-
5791620220	24 V	-	-
5791620620	24 V	-	-
5791625220	-	24 V	24 V
5791625270	-	110 V	110 V
5791625280	-	230 V	230 V
5791625680	-	230 V	230 V
5796620210	12 V	-	-
5796620220	24 V	-	-
5796620620	24 V	-	-
5796625220	-	24 V	24 V
5796625270	-	110 V	110 V
5796625280	-	230 V	230 V
5796625680	-	230 V	230 V
5792620210	12 V	-	-
5792620220	24 V	-	-
5792620620	24 V	-	-
5792625220	-	24 V	24 V
5792625270	-	110 V	110 V
5792625280	-	230 V	230 V
5792625680	-	230 V	230 V

Part No.	Power consumption	Holding power	Holding power	Switch-on power
	DC	AC 50 Hz	AC 60 Hz	AC 50 Hz
5790620210	1.6 W	-	-	-
5790620220	1.6 W	-	-	-
5790620620	1.7 W	-	-	-
5790625220	-	2.2 VA	1.8 VA	3 VA
5790625270	-	3 VA	2.4 VA	4.2 VA
5790625280	-	2.3 VA	2 VA	3.2 VA
5790625680	-	2.5 VA	2.2 VA	3.4 VA
5791620210	1.6 W	-	-	-
5791620220	1.6 W	-	-	-
5791620620	1.7 W	-	-	-
5791625220	-	2.2 VA	1.8 VA	3 VA
5791625270	-	3 VA	2.4 VA	4.2 VA
5791625280	-	2.3 VA	2 VA	3.2 VA
5791625680	-	2.5 VA	2.2 VA	3.4 VA
5796620210	1.6 W	-	-	-
5796620220	1.6 W	-	-	-
5796620620	1.7 W	-	-	-
5796625220	-	2.2 VA	1.8 VA	3 VA
5796625270	-	3 VA	2.4 VA	4.2 VA
5796625280	-	2.3 VA	2 VA	3.2 VA
5796625680	-	2.5 VA	2.2 VA	3.4 VA
5792620210	1.6 W	-	-	-

Part No.	Power consumption	Holding power	Holding power	Switch-on power
	DC	AC 50 Hz	AC 60 Hz	AC 50 Hz
5792620220	1.6 W	-	-	-
5792620620	1.7 W	-	-	-
5792625220	-	2.2 VA	1.8 VA	3 VA
5792625270	-	3 VA	2.4 VA	4.2 VA
5792625280	-	2.3 VA	2 VA	3.2 VA
5792625680	-	2.5 VA	2.2 VA	3.4 VA

Part No.	Switch-on power	Pilot	LED	Protected against polarity reversal	
	AC 60 Hz				
5790620210	-	External	-	Protected against polarity reversal	-
5790620220	-	External	-	Protected against polarity reversal	-
5790620620	-	External	Red	Protected against polarity reversal	1)
5790625220	2.6 VA	External	-	Protected against polarity reversal	-
5790625270	3.4 VA	External	-	Protected against polarity reversal	-
5790625280	2.8 VA	External	-	Protected against polarity reversal	-
5790625680	3 VA	External	Red	Protected against polarity reversal	-
5791620210	-	External	-	Protected against polarity reversal	-
5791620220	-	External	-	Protected against polarity reversal	-
5791620620	-	External	Red	Protected against polarity reversal	1)
5791625220	2.6 VA	External	-	Protected against polarity reversal	-
5791625270	3.4 VA	External	-	Protected against polarity reversal	-
5791625280	2.8 VA	External	-	Protected against polarity reversal	-
5791625680	3 VA	External	Red	Protected against polarity reversal	-
5796620210	-	External	-	Protected against polarity reversal	-
5796620220	-	External	-	Protected against polarity reversal	-
5796620620	-	External	Red	Protected against polarity reversal	1)
5796625220	2.6 VA	External	-	Protected against polarity reversal	-
5796625270	3.4 VA	External	-	Protected against polarity reversal	-
5796625280	2.8 VA	External	-	Protected against polarity reversal	-
5796625680	3 VA	External	Red	Protected against polarity reversal	-
5792620210	-	External	-	Protected against polarity reversal	-
5792620220	-	External	-	Protected against polarity reversal	-
5792620620	-	External	Red	Protected against polarity reversal	1)
5792625220	2.6 VA	External	-	Protected against polarity reversal	-
5792625270	3.4 VA	External	-	Protected against polarity reversal	-
5792625280	2.8 VA	External	-	Protected against polarity reversal	-
5792625680	3 VA	External	Red	Protected against polarity reversal	-

Nominal flow Q_n at 6 bar and $\Delta p = 1$ bar, MO = Manual override

1) With LED and protective diode for reducing voltage peaks in the solenoid coil, protected against polarity reversal

Technical information

The min. control pressure must be adhered to, since otherwise faulty switching and valve failure may result!

The pressure dew point must be at least 15 °C under ambient and medium temperature and may not exceed 3 °C .

The oil content of compressed air must remain constant during the life cycle.

Use only the approved oils from AVENTICS. Further information can be found in the "Technical information" document (available in the MediaCentre).

At an ambient temperature of 40 °C the max. working pressure is 10 bar .
 Versions with voltage of less than 50 V DC do not have a protective ground.
 The control pressure must be at least as high as the working pressure.

Technical information

Material

Housing

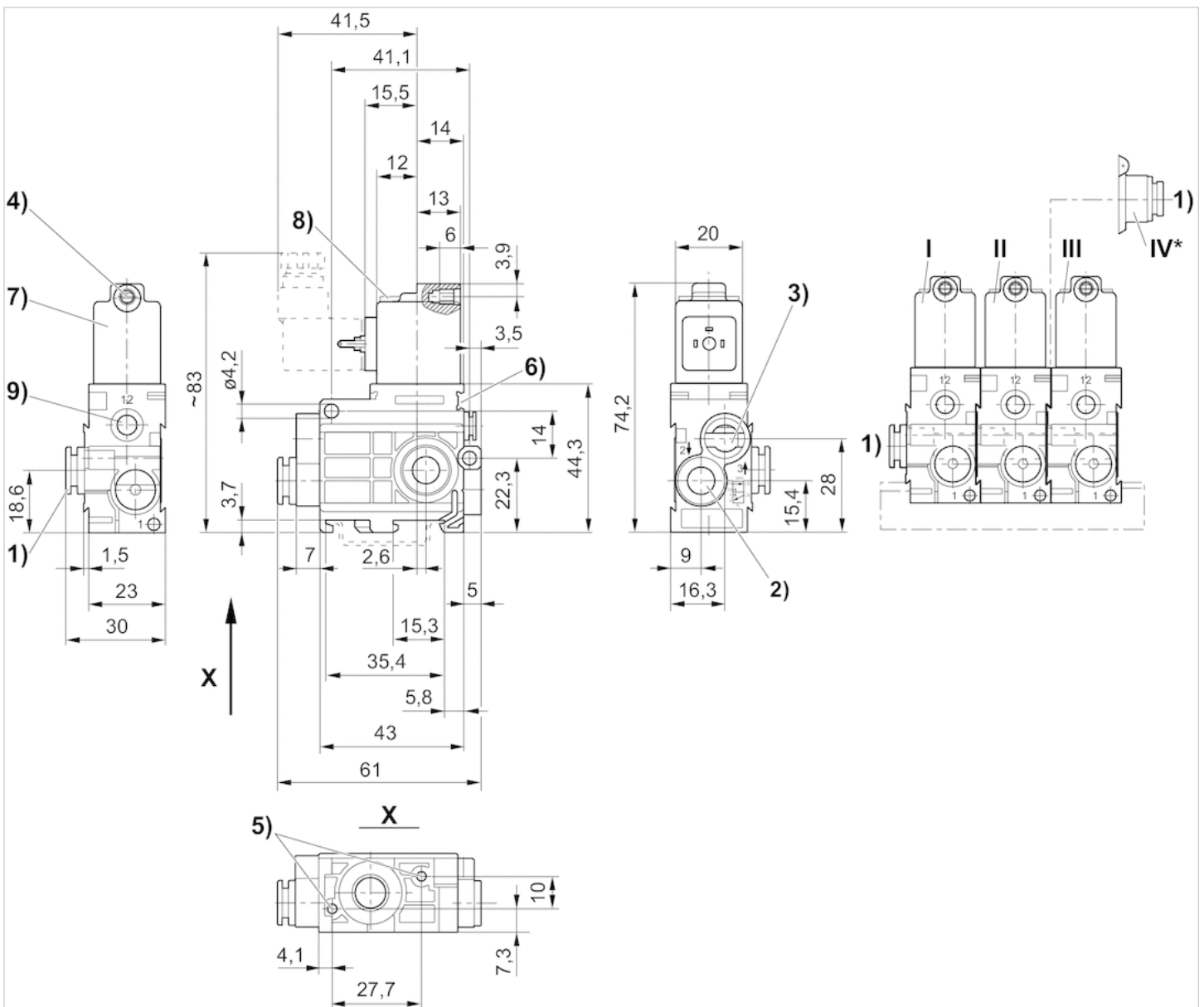
Polyamide

Seals

Acrylonitrile butadiene rubber Polyurethane

Dimensions

Dimensions



- 1) Port 1
- 2) Port 2
- 3) Port 3, exhaust air must not be throttled
- 4) Core Ø for M5

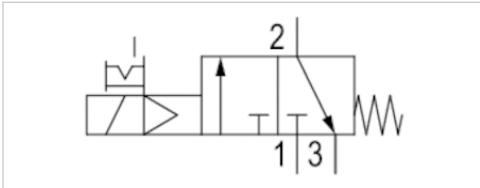
- 5) Pocket hole 6 mm deep for 3.5 self-tapping screw
- 6) Mounting space for name plate
- 7) Coil can be rotated at 180° intervals
- 8) LED
- 9) Port 12

* Air connection module (item IV) mounted onto stacking valve (item II) permits additional air supply from right hand side. End valve (item III) not required.

I = Inlet valve, II = Stacking valve, III = End valve





























3/2-directional valve, Series 579

- NC
- $Q_n = 850 \text{ l/min}$
- Pipe connection
- Compressed air connection output $\varnothing 8 \times 1$
- Electrical connection Plug, ISO 15217, form C
- Manual override with detent



Version	Poppet valve
Activation	Electrically
Pilot	Internal
Sealing principle	Soft sealing
Working pressure min./max.	2 ... 8 bar
Control pressure min./max.	See table below
Ambient temperature min./max.	-15 ... 50 °C
Medium temperature min./max.	-15 ... 50 °C
Medium	Compressed air
Max. particle size	5 μm
Oil content of compressed air	0 ... 1 mg/m^3
Nominal flow Q_n	850 l/min
Protection class with connection	IP65
Reverse polarity protection	Protected against polarity reversal
Duty cycle	100 %
Typ. switch-on time	18 ms
Typ. switch-off time	16 ms
Weight	0.093 kg

Technical data

Part No.	MO		Type
5790600210		NC	Inlet valve
5790600220		NC	Inlet valve
5790600620		NC	Inlet valve
5790605220		NC	Inlet valve
5790605270		NC	Inlet valve
5790605280		NC	Inlet valve
5790605680		NC	Inlet valve
5791600210		NC	Stacking valve
5791600220		NC	Stacking valve
5791600620		NC	Stacking valve
5791605220		NC	Stacking valve
5791605270		NC	Stacking valve
5791605280		NC	Stacking valve
5791605680		NC	Stacking valve
5796600210		NC	Stacking valve, additional pressure connection
5796600220		NC	Stacking valve, additional pressure connection
5796600620		NC	Stacking valve, additional pressure connection
5796605220		NC	Stacking valve, additional pressure connection
5796605270		NC	Stacking valve, additional pressure connection
5796605280		NC	Stacking valve, additional pressure connection
5796605680		NC	Stacking valve, additional pressure connection
5792600210		NC	End valve
5792600220		NC	End valve
5792600620		NC	End valve
5792605220		NC	End valve
5792605270		NC	End valve
5792605280		NC	End valve
5792605680		NC	End valve

Part No.	Compressed air connection	
	Input	Output
5790600210	Ø 8x1	Ø 8x1
5790600220	Ø 8x1	Ø 8x1
5790600620	Ø 8x1	Ø 8x1
5790605220	Ø 8x1	Ø 8x1
5790605270	Ø 8x1	Ø 8x1
5790605280	Ø 8x1	Ø 8x1
5790605680	Ø 8x1	Ø 8x1
5791600210	-	Ø 8x1
5791600220	-	Ø 8x1
5791600620	-	Ø 8x1
5791605220	-	Ø 8x1
5791605270	-	Ø 8x1
5791605280	-	Ø 8x1
5791605680	-	Ø 8x1
5796600210	Ø 8x1	Ø 8x1

Part No.	Compressed air connection	
	Input	Output
5796600220	Ø 8x1	Ø 8x1
5796600620	Ø 8x1	Ø 8x1
5796605220	Ø 8x1	Ø 8x1
5796605270	Ø 8x1	Ø 8x1
5796605280	Ø 8x1	Ø 8x1
5796605680	Ø 8x1	Ø 8x1
5792600210	-	Ø 8x1
5792600220	-	Ø 8x1
5792600620	-	Ø 8x1
5792605220	-	Ø 8x1
5792605270	-	Ø 8x1
5792605280	-	Ø 8x1
5792605680	-	Ø 8x1

Part No.	Operational voltage		Operational voltage	
	DC	AC 50 Hz	AC 60 Hz	AC 60 Hz
5790600210	12 V	-	-	-
5790600220	24 V	-	-	-
5790600620	24 V	-	-	-
5790605220	-	24 V	24 V	24 V
5790605270	-	110 V	110 V	110 V
5790605280	-	230 V	230 V	230 V
5790605680	-	230 V	230 V	230 V
5791600210	12 V	-	-	-
5791600220	24 V	-	-	-
5791600620	24 V	-	-	-
5791605220	-	24 V	24 V	24 V
5791605270	-	110 V	110 V	110 V
5791605280	-	230 V	230 V	230 V
5791605680	-	230 V	230 V	230 V
5796600210	12 V	-	-	-
5796600220	24 V	-	-	-
5796600620	24 V	-	-	-
5796605220	-	24 V	24 V	24 V
5796605270	-	110 V	110 V	110 V
5796605280	-	230 V	230 V	230 V
5796605680	-	230 V	230 V	230 V
5792600210	12 V	-	-	-
5792600220	24 V	-	-	-
5792600620	24 V	-	-	-
5792605220	-	24 V	24 V	24 V
5792605270	-	110 V	110 V	110 V
5792605280	-	230 V	230 V	230 V
5792605680	-	230 V	230 V	230 V

Part No.	Power consumption		Holding power		Switch-on power
	DC	AC 50 Hz	AC 60 Hz	AC 60 Hz	AC 50 Hz
5790600210	1.6 W	-	-	-	-

Part No.	Power consumption	Holding power	Holding power	Switch-on power
	DC	AC 50 Hz	AC 60 Hz	AC 50 Hz
5790600220	1.6 W	-	-	-
5790600620	1.7 W	-	-	-
5790605220	-	2.2 VA	1.8 VA	3 VA
5790605270	-	3 VA	2.4 VA	4.2 VA
5790605280	-	2.3 VA	2 VA	3.2 VA
5790605680	-	2.5 VA	2.2 VA	3.4 VA
5791600210	1.6 W	-	-	-
5791600220	1.6 W	-	-	-
5791600620	1.7 W	-	-	-
5791605220	-	2.2 VA	1.8 VA	3 VA
5791605270	-	3 VA	2.4 VA	4.2 VA
5791605280	-	2.3 VA	2 VA	3.2 VA
5791605680	-	2.5 VA	2.2 VA	3.4 VA
5796600210	1.6 W	-	-	-
5796600220	1.6 W	-	-	-
5796600620	1.7 W	-	-	-
5796605220	-	2.2 VA	1.8 VA	3 VA
5796605270	-	3 VA	2.4 VA	4.2 VA
5796605280	-	2.3 VA	2 VA	3.2 VA
5796605680	-	2.5 VA	2.2 VA	3.4 VA
5792600210	1.6 W	-	-	-
5792600220	1.6 W	-	-	-
5792600620	1.7 W	-	-	-
5792605220	-	2.2 VA	1.8 VA	3 VA
5792605270	-	3 VA	2.4 VA	4.2 VA
5792605280	-	2.3 VA	2 VA	3.2 VA
5792605680	-	2.5 VA	2.2 VA	3.4 VA

Part No.	Switch-on power	Pilot	Control pressure min./max.	LED
	AC 60 Hz			
5790600210	-	Internal	-	-
5790600220	-	Internal	-	-
5790600620	-	Internal	-	Red
5790605220	2.6 VA	Internal	-	-
5790605270	3.4 VA	Internal	-	-
5790605280	2.8 VA	Internal	-	-
5790605680	3 VA	Internal	-	Red
5791600210	-	Internal	-	-
5791600220	-	Internal	-	-
5791600620	-	Internal	-	Red
5791605220	2.6 VA	Internal	-	-
5791605270	3.4 VA	Internal	-	-
5791605280	2.8 VA	Internal	-	-
5791605680	3 VA	Internal	-	Red
5796600210	-	Internal	8 bar	-
5796600220	-	Internal	8 bar	-
5796600620	-	Internal	8 bar	Red
5796605220	2.6 VA	Internal	8 bar	-

Part No.	Switch-on power	Pilot	Control pressure min./max.	LED
	AC 60 Hz			
5796605270	3.4 VA	Internal	8 bar	-
5796605280	2.8 VA	Internal	8 bar	-
5796605680	3 VA	Internal	8 bar	Red
5792600210	-	Internal	-	-
5792600220	-	Internal	-	-
5792600620	-	Internal	-	Red
5792605220	2.6 VA	Internal	-	-
5792605270	3.4 VA	Internal	-	-
5792605280	2.8 VA	Internal	-	-
5792605680	3 VA	Internal	-	Red

Part No.	Protected against polarity reversal	
5790600210	Protected against polarity reversal	-
5790600220	Protected against polarity reversal	-
5790600620	Protected against polarity reversal	1)
5790605220	Protected against polarity reversal	-
5790605270	Protected against polarity reversal	-
5790605280	Protected against polarity reversal	-
5790605680	Protected against polarity reversal	-
5791600210	Protected against polarity reversal	-
5791600220	Protected against polarity reversal	-
5791600620	Protected against polarity reversal	1)
5791605220	Protected against polarity reversal	-
5791605270	Protected against polarity reversal	-
5791605280	Protected against polarity reversal	-
5791605680	Protected against polarity reversal	-
5796600210	Protected against polarity reversal	-
5796600220	Protected against polarity reversal	-
5796600620	Protected against polarity reversal	1)
5796605220	Protected against polarity reversal	-
5796605270	Protected against polarity reversal	-
5796605280	Protected against polarity reversal	-
5796605680	Protected against polarity reversal	-
5792600210	Protected against polarity reversal	-
5792600220	Protected against polarity reversal	-
5792600620	Protected against polarity reversal	1)
5792605220	Protected against polarity reversal	-
5792605270	Protected against polarity reversal	-
5792605280	Protected against polarity reversal	-
5792605680	Protected against polarity reversal	-

Nominal flow Q_n at 6 bar and $\Delta p = 1$ bar, MO = Manual override

1) With LED and protective diode for reducing voltage peaks in the solenoid coil, protected against polarity reversal

Technical information

The min. control pressure must be adhered to, since otherwise faulty switching and valve failure may result!
The pressure dew point must be at least 15 °C under ambient and medium temperature and may not exceed 3 °C .
The oil content of compressed air must remain constant during the life cycle.
Use only the approved oils from AVENTICS. Further information can be found in the “Technical information” document (available in the MediaCentre).

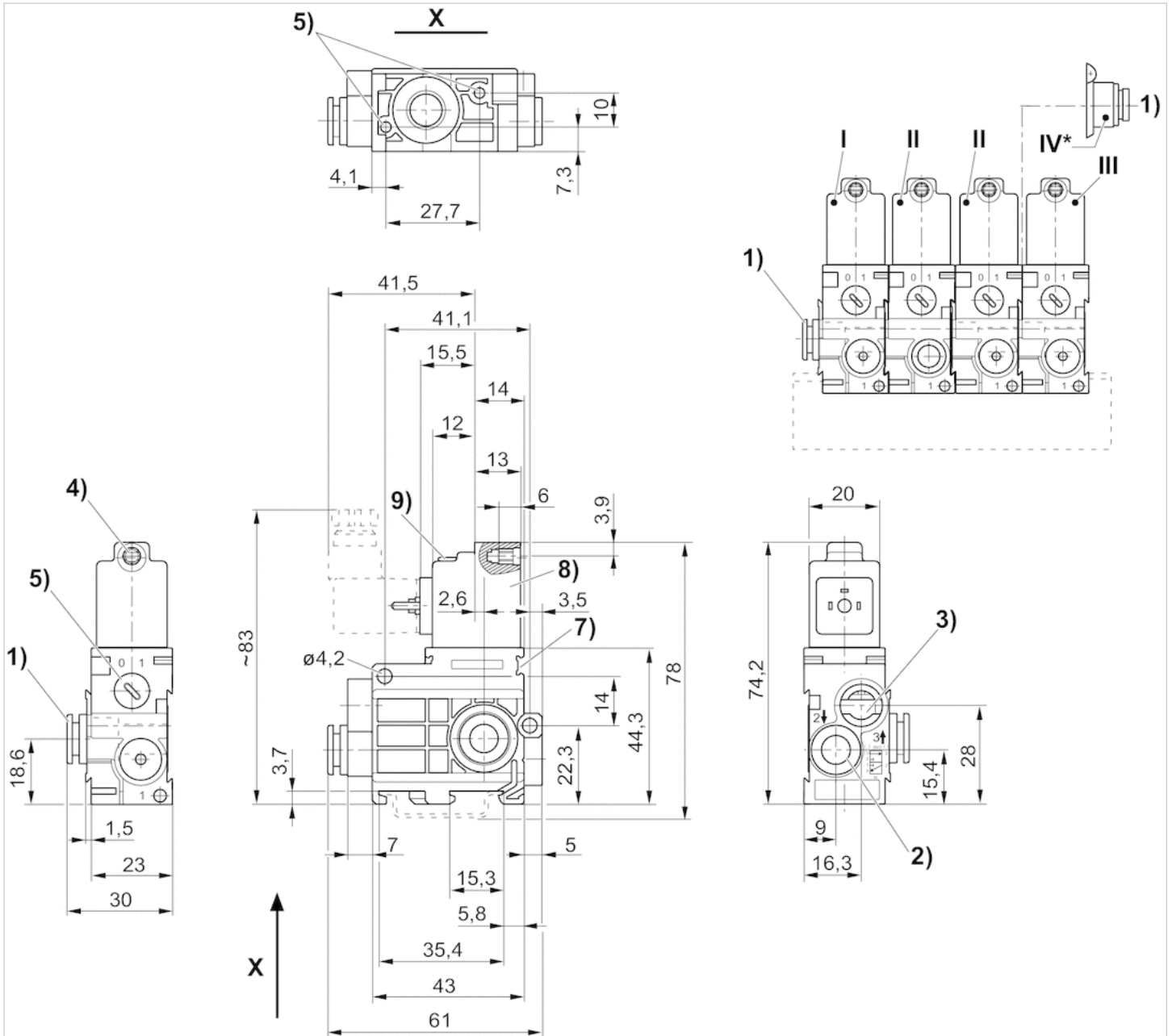
At an ambient temperature of 40 °C the max. working pressure is 10 bar .
Versions with voltage of less than 50 V DC do not have a protective ground.

Technical information

Material	
Housing	Polyamide
Seals	Acrylonitrile butadiene rubber Polyurethane

Dimensions

Dimensions



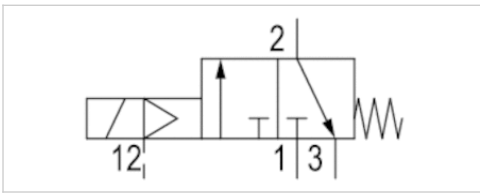
- 1) Port 1
- 2) Port 2
- 3) Port 3, exhaust air must not be throttled
- 4) Core Ø for M5
- 5) Manual override
- 6) Pocket hole 6 mm deep for 3.5 self-tapping screw
- 7) Mounting space for name plate
- 8) Coil can be rotated at 180° intervals
- 9) LED

* Air conn. module (item IV) mounted onto stacking valve (item II) permits additional air supply from right hand side. End valve (item III) not required.

I = Inlet valve, II = Stacking valve, III = End valve

3/2-directional valve, Series 579

- NC
- $Q_n = 850$ l/min
- Pipe connection
- Compressed air connection output $\varnothing 8 \times 1$
- Electrical connection Plug, ISO 15217, form C



Version	Poppet valve
Activation	Electrically
Pilot	External
Sealing principle	Soft sealing
Working pressure min./max.	0.5 ... 8 bar
Control pressure min./max.	2 ... 8 bar
Ambient temperature min./max.	-15 ... 50 °C
Medium temperature min./max.	-15 ... 50 °C
Medium	Compressed air
Max. particle size	5 μm
Oil content of compressed air	0 ... 1 mg/m ³
Nominal flow Q_n	850 l/min
Protection class with connection	IP65
Reverse polarity protection	Protected against polarity reversal
Duty cycle	100 %
Typ. switch-on time	18 ms
Typ. switch-off time	16 ms
Weight	0.093 kg

Technical data

Part No.		Type	Compressed air connection	
				Input
5790670210	NC	Inlet valve		$\varnothing 8 \times 1$
5790670220	NC	Inlet valve		$\varnothing 8 \times 1$
5790670620	NC	Inlet valve		$\varnothing 8 \times 1$
5790675220	NC	Inlet valve		$\varnothing 8 \times 1$
5790675270	NC	Inlet valve		$\varnothing 8 \times 1$
5790675280	NC	Inlet valve		$\varnothing 8 \times 1$
5790675680	NC	Inlet valve		$\varnothing 8 \times 1$
5791670210	NC	Stacking valve	-	-
5791670220	NC	Stacking valve	-	-
5791670620	NC	Stacking valve	-	-
5791675220	NC	Stacking valve	-	-
5791675270	NC	Stacking valve	-	-
5791675280	NC	Stacking valve	-	-
5791675680	NC	Stacking valve	-	-
5796670210	NC	Stacking valve, additional pressure connection	$\varnothing 8 \times 1$	$\varnothing 8 \times 1$
5796670220	NC	Stacking valve, additional pressure connection	$\varnothing 8 \times 1$	$\varnothing 8 \times 1$
5796670620	NC	Stacking valve, additional pressure connection	$\varnothing 8 \times 1$	$\varnothing 8 \times 1$
5796675220	NC	Stacking valve, additional pressure connection	$\varnothing 8 \times 1$	$\varnothing 8 \times 1$
5796675270	NC	Stacking valve, additional pressure connection	$\varnothing 8 \times 1$	$\varnothing 8 \times 1$

Part No.		Type	Compressed air connection
			Input
5796675280	NC	Stacking valve, additional pressure connection	Ø 8x1
5796675680	NC	Stacking valve	Ø 8x1
5792670210	NC	End valve	-
5792670220	NC	End valve	-
5792670620	NC	End valve	-
5792675220	NC	End valve	-
5792675270	NC	End valve	-
5792675280	NC	End valve	-
5792675680	NC	End valve	-

Part No.	Compressed air connection	Compressed air connection
	Output	Pilot connection
5790670210	Ø 8x1	Ø 4
5790670220	Ø 8x1	Ø 4
5790670620	Ø 8x1	Ø 4
5790675220	Ø 8x1	Ø 4
5790675270	Ø 8x1	Ø 4
5790675280	Ø 8x1	Ø 4
5790675680	Ø 8x1	Ø 4
5791670210	Ø 8x1	Ø 4
5791670220	Ø 8x1	Ø 4
5791670620	Ø 8x1	Ø 4
5791675220	Ø 8x1	Ø 4
5791675270	Ø 8x1	Ø 4
5791675280	Ø 8x1	Ø 4
5791675680	Ø 8x1	Ø 4
5796670210	Ø 8x1	Ø 4
5796670220	Ø 8x1	Ø 4
5796670620	Ø 8x1	Ø 4
5796675220	Ø 8x1	Ø 4
5796675270	Ø 8x1	Ø 4
5796675280	Ø 8x1	Ø 4
5796675680	Ø 8x1	Ø 4
5792670210	Ø 8x1	Ø 4
5792670220	Ø 8x1	Ø 4
5792670620	Ø 8x1	Ø 4
5792675220	Ø 8x1	Ø 4
5792675270	Ø 8x1	Ø 4
5792675280	Ø 8x1	Ø 4
5792675680	Ø 8x1	Ø 4

Part No.	Operational voltage	Operational voltage	Operational voltage
	DC	AC 50 Hz	AC 60 Hz
5790670210	12 V	-	-
5790670220	24 V	-	-
5790670620	24 V	-	-
5790675220	-	24 V	24 V
5790675270	-	110 V	110 V

Part No.	Operational voltage	Operational voltage	Operational voltage
	DC	AC 50 Hz	AC 60 Hz
5790675280	-	230 V	230 V
5790675680	-	230 V	230 V
5791670210	12 V	-	-
5791670220	24 V	-	-
5791670620	24 V	-	-
5791675220	-	24 V	24 V
5791675270	-	110 V	110 V
5791675280	-	230 V	230 V
5791675680	-	230 V	230 V
5796670210	12 V	-	-
5796670220	24 V	-	-
5796670620	24 V	-	-
5796675220	-	24 V	24 V
5796675270	-	110 V	110 V
5796675280	-	230 V	230 V
5796675680	-	230 V	230 V
5792670210	12 V	-	-
5792670220	24 V	-	-
5792670620	24 V	-	-
5792675220	-	24 V	24 V
5792675270	-	110 V	110 V
5792675280	-	230 V	230 V
5792675680	-	230 V	230 V

Part No.	Power consumption	Holding power	Holding power	Switch-on power
	DC	AC 50 Hz	AC 60 Hz	AC 50 Hz
5790670210	1.6 W	-	-	-
5790670220	1.6 W	-	-	-
5790670620	1.7 W	-	-	-
5790675220	-	2.2 VA	1.8 VA	3 VA
5790675270	-	3 VA	2.4 VA	4.2 VA
5790675280	-	2.3 VA	2 VA	3.2 VA
5790675680	-	2.5 VA	2.2 VA	3.4 VA
5791670210	1.6 W	-	-	-
5791670220	1.6 W	-	-	-
5791670620	1.7 W	-	-	-
5791675220	-	2.2 VA	1.8 VA	3 VA
5791675270	-	3 VA	2.4 VA	4.2 VA
5791675280	-	2.3 VA	2 VA	3.2 VA
5791675680	-	2.5 VA	2.2 VA	3.4 VA
5796670210	1.6 W	-	-	-
5796670220	1.6 W	-	-	-
5796670620	1.7 W	-	-	-
5796675220	-	2.2 VA	1.8 VA	3 VA
5796675270	-	3 VA	2.4 VA	4.2 VA
5796675280	-	2.3 VA	2 VA	3.2 VA
5796675680	-	2.5 VA	2.2 VA	3.4 VA
5792670210	1.6 W	-	-	-

Part No.	Power consumption	Holding power	Holding power	Switch-on power
	DC	AC 50 Hz	AC 60 Hz	AC 50 Hz
5792670220	1.6 W	-	-	-
5792670620	1.7 W	-	-	-
5792675220	-	2.2 VA	1.8 VA	3 VA
5792675270	-	3 VA	2.4 VA	4.2 VA
5792675280	-	2.3 VA	2 VA	3.2 VA
5792675680	-	2.5 VA	2.2 VA	3.4 VA

Part No.	Switch-on power	Pilot	LED	Protected against polarity reversal	
	AC 60 Hz				
5790670210	-	External	-	Protected against polarity reversal	-
5790670220	-	External	-	Protected against polarity reversal	-
5790670620	-	External	Red	Protected against polarity reversal	1)
5790675220	2.6 VA	External	-	Protected against polarity reversal	-
5790675270	3.4 VA	External	-	Protected against polarity reversal	-
5790675280	2.8 VA	External	-	Protected against polarity reversal	-
5790675680	3 VA	External	Red	Protected against polarity reversal	-
5791670210	-	External	-	Protected against polarity reversal	-
5791670220	-	External	-	Protected against polarity reversal	-
5791670620	-	External	Red	Protected against polarity reversal	1)
5791675220	2.6 VA	External	-	Protected against polarity reversal	-
5791675270	3.4 VA	External	-	Protected against polarity reversal	-
5791675280	2.8 VA	External	-	Protected against polarity reversal	-
5791675680	3 VA	External	Red	Protected against polarity reversal	-
5796670210	-	External	-	Protected against polarity reversal	-
5796670220	-	External	-	Protected against polarity reversal	-
5796670620	-	External	Red	Protected against polarity reversal	1)
5796675220	2.6 VA	External	-	Protected against polarity reversal	-
5796675270	3.4 VA	External	-	Protected against polarity reversal	-
5796675280	2.8 VA	External	-	Protected against polarity reversal	-
5796675680	3 VA	External	Red	Protected against polarity reversal	-
5792670210	-	External	-	Protected against polarity reversal	-
5792670220	-	External	-	Protected against polarity reversal	-
5792670620	-	External	Red	Protected against polarity reversal	1)
5792675220	2.6 VA	External	-	Protected against polarity reversal	-
5792675270	3.4 VA	External	-	Protected against polarity reversal	-
5792675280	2.8 VA	External	-	Protected against polarity reversal	-
5792675680	3 VA	External	Red	Protected against polarity reversal	-

Nominal flow Q_n at 6 bar and $\Delta p = 1$ bar

1) with LED and protective diode for reducing voltage peaks in the solenoid coil

Technical information

The min. control pressure must be adhered to, since otherwise faulty switching and valve failure may result!

The pressure dew point must be at least 15 °C under ambient and medium temperature and may not exceed 3 °C .

The oil content of compressed air must remain constant during the life cycle.

Use only the approved oils from AVENTICS. Further information can be found in the "Technical information" document (available in the MediaCentre).

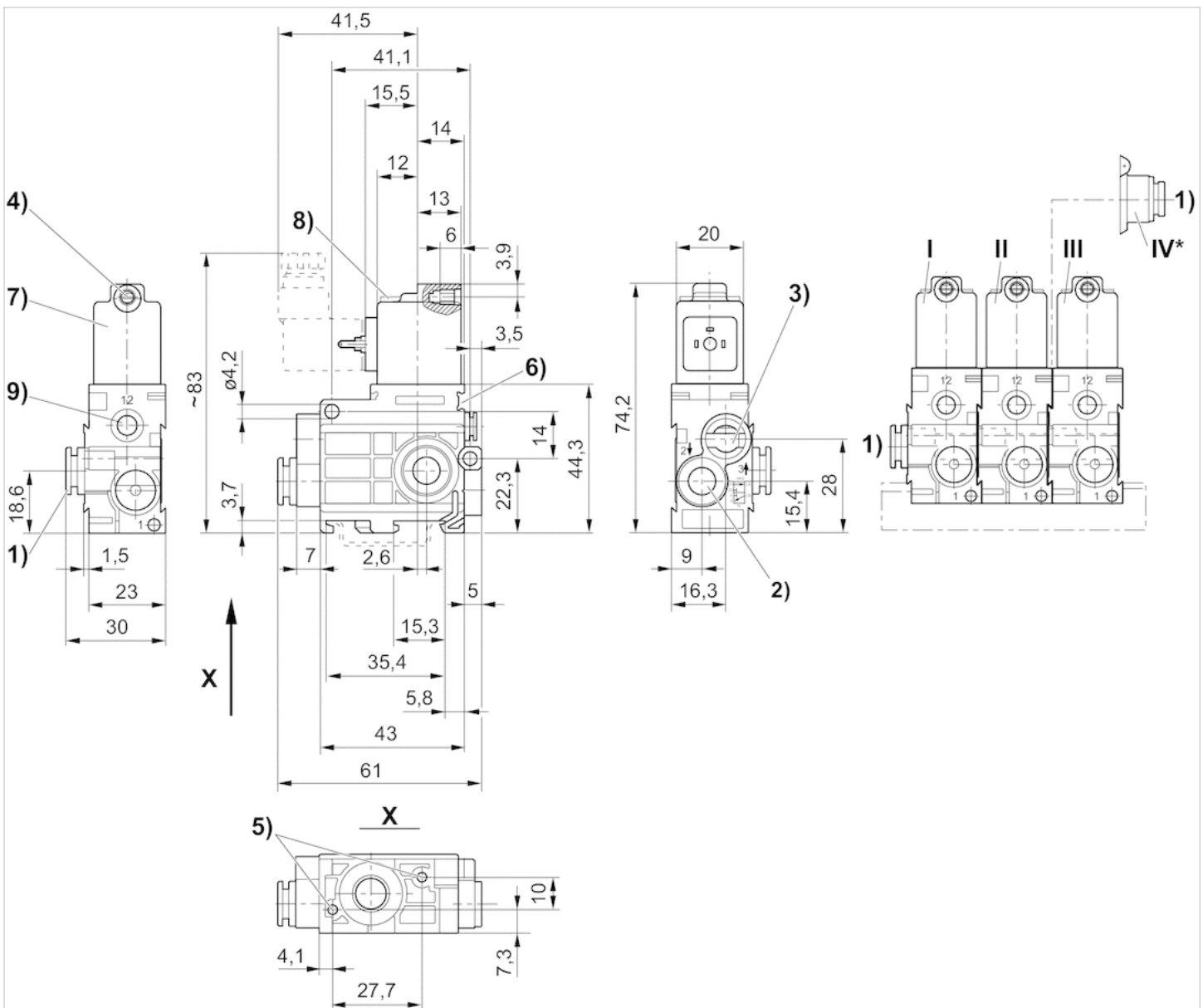
At an ambient temperature of 40 °C the max. working pressure is 10 bar .
 Versions with voltage of less than 50 V DC do not have a protective ground.
 The control pressure must be at least as high as the working pressure.

Technical information

Material	
Housing	Polyamide
Seals	Acrylonitrile butadiene rubber Polyurethane

Dimensions

Dimensions



- 1) Port 1
- 2) Port 2
- 3) Port 3, exhaust air must not be throttled
- 4) Core Ø for M5

- 5) Pocket hole 6 mm deep for 3.5 self-tapping screw
- 6) Mounting space for name plate
- 7) Coil can be rotated at 180° intervals
- 8) LED
- 9) Port 12

* Air connection module (item IV) mounted onto stacking valve (item II) permits additional air supply from right hand side. End valve (item III) not required.

I = Inlet valve, II = Stacking valve, III = End valve

5/2-directional valve, Series 579

































- NC
- Qn = 520 l/min
- Pipe connection
- Compressed air connection output Ø 6x1
- Electrical connection Plug, ISO 15217, form C
- Manual override with detent



Version	Poppet valve
Activation	Electrically
Pilot	Internal
Sealing principle	Soft sealing
Working pressure min./max.	2 ... 8 bar
Ambient temperature min./max.	-15 ... 50 °C
Medium temperature min./max.	-15 ... 50 °C
Medium	Compressed air
Max. particle size	5 µm
Oil content of compressed air	0 ... 1 mg/m³
Nominal flow Qn	520 l/min
Protection class with connection	IP65
Reverse polarity protection	Protected against polarity reversal
Duty cycle	100 %
Typ. switch-on time	27 ms
Typ. switch-off time	28 ms
Weight	0.133 kg

Technical data

Part No.		MO		Type
5790800210			NC	Inlet valve
5790800220			NC	Inlet valve
5790800620			NC	Inlet valve
5790805220			NC	Inlet valve
5790805270			NC	Inlet valve
5790805280			NC	Inlet valve
5790805680			NC	Inlet valve
5791805220			NC	Stacking valve
5791800210			NC	Stacking valve
5791800220			NC	Stacking valve
5791800620			NC	Stacking valve
5791805270			NC	Stacking valve
5791805280			NC	Stacking valve
5791805680			NC	Stacking valve
5796700210			NC	Stacking valve, additional pressure connection
5796700220			NC	Stacking valve, additional pressure connection
5796700620			NC	Stacking valve, additional pressure connection
5796705220			NC	Stacking valve, additional pressure connection
5796705270			NC	Stacking valve, additional pressure connection

Part No.		MO		Type
5796705280			NC	Stacking valve, additional pressure connection
5796705680			NC	Stacking valve, additional pressure connection
5796800210			NC	Stacking valve, additional pressure connection
5796800220			NC	Stacking valve, additional pressure connection
5796800620			NC	Stacking valve, additional pressure connection
5796805220			NC	Stacking valve, additional pressure connection
5796805270			NC	Stacking valve, additional pressure connection
5796805280			NC	Stacking valve, additional pressure connection
5796805680			NC	Stacking valve, additional pressure connection
5792800210			NC	End valve
5792800220			NC	End valve
5792800620			NC	End valve
5792805220			NC	End valve
5792805270			NC	End valve
5792805280			NC	End valve
5792805680			NC	End valve

Part No.	Compressed air connection	
	Input	Output
5790800210	Ø 8x1	Ø 6x1
5790800220	Ø 8x1	Ø 6x1
5790800620	Ø 8x1	Ø 6x1
5790805220	Ø 8x1	Ø 6x1
5790805270	Ø 8x1	Ø 6x1
5790805280	Ø 8x1	Ø 6x1
5790805680	Ø 8x1	Ø 6x1
5791805220	-	Ø 6x1
5791800210	-	Ø 6x1
5791800220	-	Ø 6x1
5791800620	-	Ø 6x1
5791805270	-	Ø 6x1
5791805280	-	Ø 6x1
5791805680	-	Ø 6x1
5796700210	Ø 6x1	Ø 6x1
5796700220	Ø 6x1	Ø 6x1
5796700620	Ø 6x1	Ø 6x1
5796705220	Ø 6x1	Ø 6x1
5796705270	Ø 6x1	Ø 6x1
5796705280	Ø 6x1	Ø 6x1
5796705680	Ø 6x1	Ø 6x1
5796800210	Ø 8x1	Ø 6x1
5796800220	Ø 8x1	Ø 6x1
5796800620	Ø 8x1	Ø 6x1
5796805220	Ø 8x1	Ø 6x1
5796805270	Ø 8x1	Ø 6x1
5796805280	Ø 8x1	Ø 6x1
5796805680	Ø 8x1	Ø 6x1
5792800210	-	Ø 6x1

Part No.	Compressed air connection	
	Input	Output
5792800220	-	Ø 6x1
5792800620	-	Ø 6x1
5792805220	-	Ø 6x1
5792805270	-	Ø 6x1
5792805280	-	Ø 6x1
5792805680	-	Ø 6x1

Part No.	Operational voltage		Operational voltage	
	DC	AC 50 Hz	AC 60 Hz	AC 60 Hz
5790800210	12 V	-	-	-
5790800220	24 V	-	-	-
5790800620	24 V	-	-	-
5790805220	-	24 V	24 V	24 V
5790805270	-	110 V	110 V	110 V
5790805280	-	230 V	230 V	230 V
5790805680	-	230 V	230 V	230 V
5791805220	-	24 V	24 V	24 V
5791800210	12 V	-	-	-
5791800220	24 V	-	-	-
5791800620	24 V	-	-	-
5791805270	-	110 V	110 V	110 V
5791805280	-	230 V	230 V	230 V
5791805680	-	230 V	230 V	230 V
5796700210	12 V	-	-	-
5796700220	24 V	-	-	-
5796700620	24 V	-	-	-
5796705220	-	24 V	24 V	24 V
5796705270	-	110 V	110 V	110 V
5796705280	-	230 V	230 V	230 V
5796705680	-	230 V	230 V	230 V
5796800210	12 V	-	-	-
5796800220	24 V	-	-	-
5796800620	24 V	-	-	-
5796805220	-	24 V	24 V	24 V
5796805270	-	110 V	110 V	110 V
5796805280	-	230 V	230 V	230 V
5796805680	-	230 V	230 V	230 V
5792800210	12 V	-	-	-
5792800220	24 V	-	-	-
5792800620	24 V	-	-	-
5792805220	-	24 V	24 V	24 V
5792805270	-	110 V	110 V	110 V
5792805280	-	230 V	230 V	230 V
5792805680	-	230 V	230 V	230 V

Part No.	Power consumption		Holding power		Switch-on power
	DC	AC 50 Hz	AC 60 Hz	AC 60 Hz	AC 50 Hz
5790800210	1.6 W	-	-	-	-

Part No.	Power consumption	Holding power	Holding power	Switch-on power
	DC	AC 50 Hz	AC 60 Hz	AC 50 Hz
5790800220	1.6 W	-	-	-
5790800620	1.7 W	-	-	-
5790805220	-	2.2 VA	1.8 VA	3 VA
5790805270	-	3 VA	2.4 VA	4.2 VA
5790805280	-	2.3 VA	2 VA	3.2 VA
5790805680	-	2.5 VA	2.2 VA	3.4 VA
5791805220	-	2.2 VA	1.8 VA	3 VA
5791800210	1.6 W	-	-	-
5791800220	1.6 W	-	-	-
5791800620	1.7 W	-	-	-
5791805270	-	3 VA	2.4 VA	4.2 VA
5791805280	-	2.3 VA	2 VA	3.2 VA
5791805680	-	2.5 VA	2.2 VA	3.4 VA
5796700210	1.6 W	-	-	-
5796700220	1.6 W	-	-	-
5796700620	1.7 W	-	-	-
5796705220	-	2.2 VA	1.8 VA	3 VA
5796705270	-	3 VA	2.4 VA	4.2 VA
5796705280	-	2.3 VA	2 VA	3.2 VA
5796705680	-	2.5 VA	2.2 VA	3.4 VA
5796800210	1.6 W	-	-	-
5796800220	1.6 W	-	-	-
5796800620	1.7 W	-	-	-
5796805220	-	2.2 VA	1.8 VA	3 VA
5796805270	-	3 VA	2.4 VA	4.2 VA
5796805280	-	2.3 VA	2 VA	3.2 VA
5796805680	-	2.5 VA	2.2 VA	3.4 VA
5792800210	1.6 W	-	-	-
5792800220	1.6 W	-	-	-
5792800620	1.7 W	-	-	-
5792805220	-	2.2 VA	1.8 VA	3 VA
5792805270	-	3 VA	2.4 VA	4.2 VA
5792805280	-	2.3 VA	2 VA	3.2 VA
5792805680	-	2.5 VA	2.2 VA	3.4 VA

Part No.	Switch-on power	Pilot	LED	Protected against polarity reversal	
	AC 60 Hz				
5790800210	-	Internal	-	Protected against polarity reversal	-
5790800220	-	Internal	-	Protected against polarity reversal	-
5790800620	-	Internal	Red	Protected against polarity reversal	1)
5790805220	2.6 VA	Internal	-	Protected against polarity reversal	-
5790805270	3.4 VA	Internal	-	Protected against polarity reversal	-
5790805280	2.8 VA	Internal	-	Protected against polarity reversal	-
5790805680	3 VA	Internal	Red	Protected against polarity reversal	-
5791805220	2.6 VA	Internal	-	Protected against polarity reversal	-
5791800210	-	Internal	-	Protected against polarity reversal	-
5791800220	-	Internal	-	Protected against polarity reversal	-
5791800620	-	Internal	Red	Protected against polarity reversal	1)

Part No.	Switch-on power	Pilot	LED	Protected against polarity reversal	
	AC 60 Hz				
5791805270	3.4 VA	Internal	-	Protected against polarity reversal	-
5791805280	2.8 VA	Internal	-	Protected against polarity reversal	-
5791805680	3 VA	Internal	Red	Protected against polarity reversal	-
5796700210	-	Internal	-	Protected against polarity reversal	-
5796700220	-	Internal	-	Protected against polarity reversal	-
5796700620	-	Internal	Red	Protected against polarity reversal	1)
5796705220	2.6 VA	Internal	-	Protected against polarity reversal	-
5796705270	3.4 VA	Internal	-	Protected against polarity reversal	-
5796705280	2.8 VA	Internal	-	Protected against polarity reversal	-
5796705680	3 VA	Internal	Red	Protected against polarity reversal	-
5796800210	-	Internal	-	Protected against polarity reversal	-
5796800220	-	Internal	-	Protected against polarity reversal	-
5796800620	-	Internal	Red	Protected against polarity reversal	1)
5796805220	2.6 VA	Internal	-	Protected against polarity reversal	-
5796805270	3.4 VA	Internal	-	Protected against polarity reversal	-
5796805280	2.8 VA	Internal	-	Protected against polarity reversal	-
5796805680	3 VA	Internal	Red	Protected against polarity reversal	-
5792800210	-	Internal	-	Protected against polarity reversal	-
5792800220	-	Internal	-	Protected against polarity reversal	-
5792800620	-	Internal	Red	Protected against polarity reversal	1)
5792805220	2.6 VA	Internal	-	Protected against polarity reversal	-
5792805270	3.4 VA	Internal	-	Protected against polarity reversal	-
5792805280	2.8 VA	Internal	-	Protected against polarity reversal	-
5792805680	3 VA	Internal	Red	Protected against polarity reversal	-

Nominal flow Q_n at 6 bar and $\Delta p = 1$ bar, MO = Manual override

1) With LED and protective diode for reducing voltage peaks in the solenoid coil, protected against polarity reversal

Technical information

The min. control pressure must be adhered to, since otherwise faulty switching and valve failure may result!

The pressure dew point must be at least 15 °C under ambient and medium temperature and may not exceed 3 °C .

The oil content of compressed air must remain constant during the life cycle.

Use only the approved oils from AVENTICS. Further information can be found in the "Technical information" document (available in the MediaCentre).

At an ambient temperature of 40 °C the max. working pressure is 10 bar .

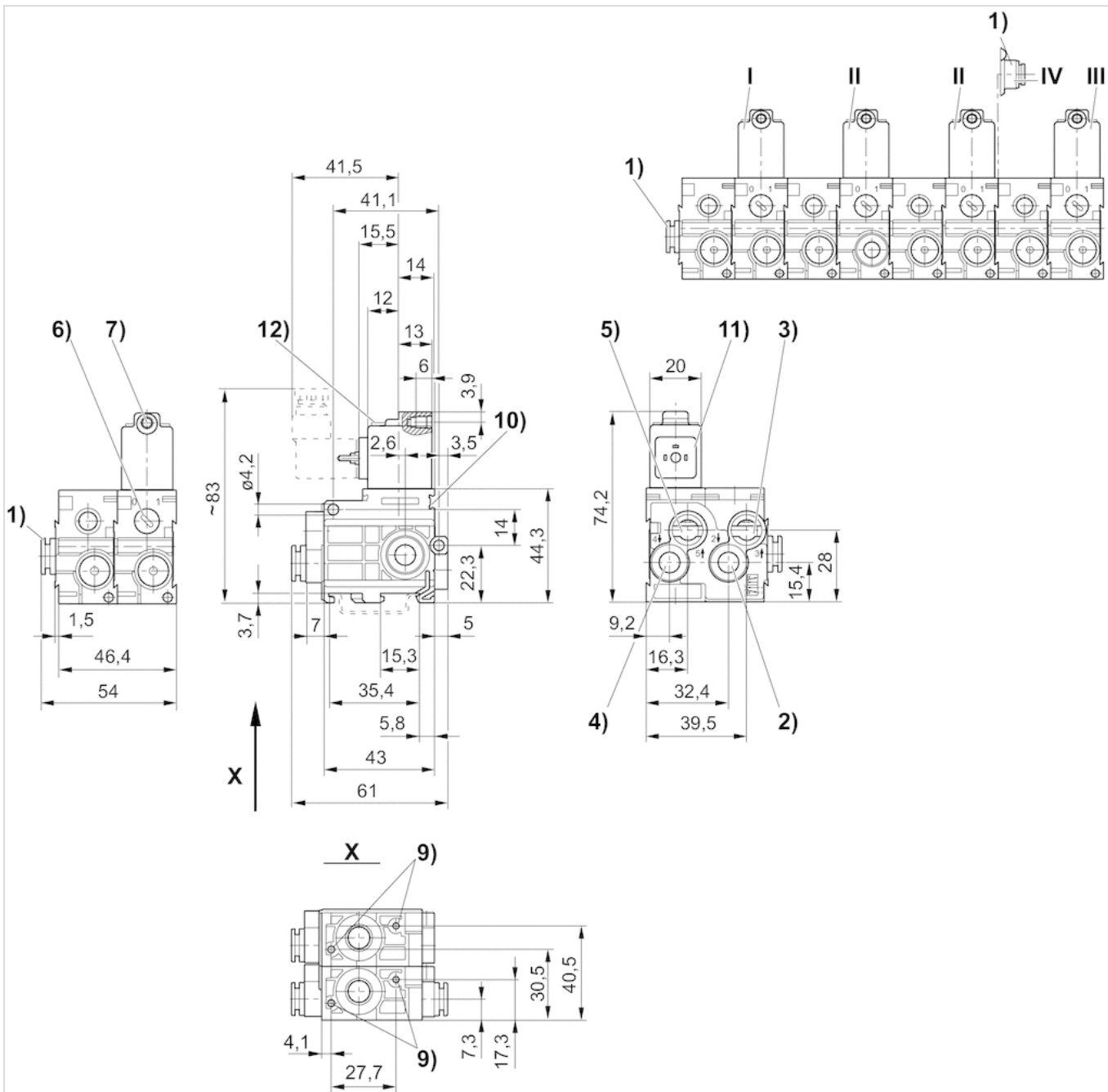
Versions with voltage of less than 50 V DC do not have a protective ground.

Technical information

Material	
Housing	Polyamide
Seals	Acrylonitrile butadiene rubber Polyurethane

Dimensions

Dimensions



- 1) Port 1
- 2) Port 2
- 3) Port 3
- 4) Port 4
- 5) Port 5
- 6) Manual override
- 7) Core Ø for M5
- 8) Exhaust air must not be throttled
- 9) Pocket hole 6 mm deep for 3.5 self-tapping screw
- 10) mounting space for name plate
- 11) Coil can be rotated at 180° intervals
- 12) LED

* Air connection module (item IV) mounted onto stacking valve (item II) permits additional air supply from right hand side. End valve

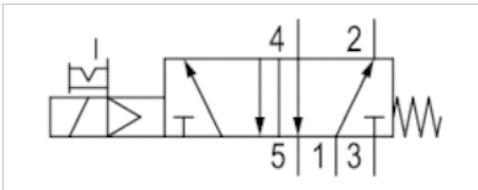
(item III) not required.

I = Inlet valve, II = Stacking valve, III = End valve

* Order air connection module 5790000092 separately




















5/2-directional valve, Series 579










- NC
- $Q_n = 600$ l/min
- Pipe connection
- Compressed air connection output $\varnothing 8 \times 1$
- Electrical connection Plug, ISO 15217, form C
- Manual override with detent



Version	Poppet valve
Activation	Electrically
Pilot	Internal
Sealing principle	Soft sealing
Working pressure min./max.	2 ... 8 bar
Ambient temperature min./max.	-15 ... 50 °C
Medium temperature min./max.	-15 ... 50 °C
Medium	Compressed air
Max. particle size	5 μm
Oil content of compressed air	0 ... 1 mg/m ³
Nominal flow Q_n	600 l/min
Protection class with connection	IP65
Reverse polarity protection	Protected against polarity reversal
Duty cycle	100 %
Typ. switch-on time	27 ms
Typ. switch-off time	28 ms
Weight	0.133 kg

Technical data

Part No.	MO		Type
5790900210		NC	Inlet valve
5790900220		NC	Inlet valve
5790900620		NC	Inlet valve
5790905220		NC	Inlet valve
5790905270		NC	Inlet valve
5790905280		NC	Inlet valve
5790905680		NC	Inlet valve
5791900210		NC	Stacking valve
5791900220		NC	Stacking valve
5791900620		NC	Stacking valve
5791905220		NC	Stacking valve
5791905270		NC	Stacking valve
5791905280		NC	Stacking valve
5791905680		NC	Stacking valve
5796900210		NC	Stacking valve, additional pressure connection
5796900220		NC	Stacking valve, additional pressure connection
5796900620		NC	Stacking valve, additional pressure connection
5796905220		NC	Stacking valve, additional pressure connection
5796905270		NC	Stacking valve, additional pressure connection

Part No.	MO		Type
5796905280		NC	Stacking valve, additional pressure connection
5796905680		NC	Stacking valve, additional pressure connection
5792900210		NC	End valve
5792900220		NC	End valve
5792900620		NC	End valve
5792905220		NC	End valve
5792905270		NC	End valve
5792905280		NC	End valve
5792905680		NC	End valve

Part No.	Compressed air connection	
	Input	Output
5790900210	Ø 8x1	Ø 8x1
5790900220	Ø 8x1	Ø 8x1
5790900620	Ø 8x1	Ø 8x1
5790905220	Ø 8x1	Ø 8x1
5790905270	Ø 8x1	Ø 8x1
5790905280	Ø 8x1	Ø 8x1
5790905680	Ø 8x1	Ø 8x1
5791900210	-	Ø 8x1
5791900220	-	Ø 8x1
5791900620	-	Ø 8x1
5791905220	-	Ø 8x1
5791905270	-	Ø 8x1
5791905280	-	Ø 8x1
5791905680	-	Ø 8x1
5796900210	Ø 8x1	Ø 8x1
5796900220	Ø 8x1	Ø 8x1
5796900620	Ø 8x1	Ø 8x1
5796905220	Ø 8x1	Ø 8x1
5796905270	Ø 8x1	Ø 8x1
5796905280	Ø 8x1	Ø 8x1
5796905680	Ø 8x1	Ø 8x1
5792900210	-	Ø 8x1
5792900220	-	Ø 8x1
5792900620	-	Ø 8x1
5792905220	-	Ø 8x1
5792905270	-	Ø 8x1
5792905280	-	Ø 8x1
5792905680	-	Ø 8x1

Part No.	Operational voltage	Operational voltage	Operational voltage
	DC	AC 50 Hz	AC 60 Hz
5790900210	12 V	-	-
5790900220	24 V	-	-
5790900620	24 V	-	-
5790905220	-	24 V	24 V
5790905270	-	110 V	110 V

Part No.	Operational voltage	Operational voltage	Operational voltage
	DC	AC 50 Hz	AC 60 Hz
5790905280	-	230 V	230 V
5790905680	-	230 V	230 V
5791900210	12 V	-	-
5791900220	24 V	-	-
5791900620	24 V	-	-
5791905220	-	24 V	24 V
5791905270	-	110 V	110 V
5791905280	-	230 V	230 V
5791905680	-	230 V	230 V
5796900210	12 V	-	-
5796900220	24 V	-	-
5796900620	24 V	-	-
5796905220	-	24 V	24 V
5796905270	-	110 V	110 V
5796905280	-	230 V	230 V
5796905680	-	230 V	230 V
5792900210	12 V	-	-
5792900220	24 V	-	-
5792900620	24 V	-	-
5792905220	-	24 V	24 V
5792905270	-	110 V	110 V
5792905280	-	230 V	230 V
5792905680	-	230 V	230 V

Part No.	Power consumption	Holding power	Holding power	Switch-on power
	DC	AC 50 Hz	AC 60 Hz	AC 50 Hz
5790900210	1.6 W	-	-	-
5790900220	1.6 W	-	-	-
5790900620	1.7 W	-	-	-
5790905220	-	2.2 VA	1.8 VA	3 VA
5790905270	-	3 VA	2.4 VA	4.2 VA
5790905280	-	2.3 VA	2 VA	3.2 VA
5790905680	-	2.5 VA	2.2 VA	3.4 VA
5791900210	1.6 W	-	-	-
5791900220	1.6 W	-	-	-
5791900620	1.7 W	-	-	-
5791905220	-	2.2 VA	1.8 VA	3 VA
5791905270	-	3 VA	2.4 VA	4.2 VA
5791905280	-	2.3 VA	2 VA	3.2 VA
5791905680	-	2.5 VA	2.2 VA	3.4 VA
5796900210	1.6 W	-	-	-
5796900220	1.6 W	-	-	-
5796900620	1.7 W	-	-	-
5796905220	-	2.2 VA	1.8 VA	3 VA
5796905270	-	3 VA	2.4 VA	4.2 VA
5796905280	-	2.3 VA	2 VA	3.2 VA
5796905680	-	2.5 VA	2.2 VA	3.4 VA
5792900210	1.6 W	-	-	-

Part No.	Power consumption	Holding power	Holding power	Switch-on power
	DC	AC 50 Hz	AC 60 Hz	AC 50 Hz
5792900220	1.6 W	-	-	-
5792900620	1.7 W	-	-	-
5792905220	-	2.2 VA	1.8 VA	3 VA
5792905270	-	3 VA	2.4 VA	4.2 VA
5792905280	-	2.3 VA	2 VA	3.2 VA
5792905680	-	2.5 VA	2.2 VA	3.4 VA

Part No.	Switch-on power	Pilot	LED	Protected against polarity reversal	
	AC 60 Hz				
5790900210	-	Internal	-	Protected against polarity reversal	-
5790900220	-	Internal	-	Protected against polarity reversal	-
5790900620	-	Internal	Red	Protected against polarity reversal	1)
5790905220	2.6 VA	Internal	-	Protected against polarity reversal	-
5790905270	3.4 VA	Internal	-	Protected against polarity reversal	-
5790905280	2.8 VA	Internal	-	Protected against polarity reversal	-
5790905680	3 VA	Internal	Red	Protected against polarity reversal	-
5791900210	-	Internal	-	Protected against polarity reversal	-
5791900220	-	Internal	-	Protected against polarity reversal	-
5791900620	-	Internal	Red	Protected against polarity reversal	1)
5791905220	2.6 VA	Internal	-	Protected against polarity reversal	-
5791905270	3.4 VA	Internal	-	Protected against polarity reversal	-
5791905280	2.8 VA	Internal	-	Protected against polarity reversal	-
5791905680	3 VA	Internal	Red	Protected against polarity reversal	-
5796900210	-	Internal	-	Protected against polarity reversal	-
5796900220	-	Internal	-	Protected against polarity reversal	-
5796900620	-	Internal	Red	Protected against polarity reversal	1)
5796905220	2.6 VA	Internal	-	Protected against polarity reversal	-
5796905270	3.4 VA	Internal	-	Protected against polarity reversal	-
5796905280	2.8 VA	Internal	-	Protected against polarity reversal	-
5796905680	3 VA	Internal	Red	Protected against polarity reversal	-
5792900210	-	Internal	-	Protected against polarity reversal	-
5792900220	-	Internal	-	Protected against polarity reversal	-
5792900620	-	Internal	Red	Protected against polarity reversal	1)
5792905220	2.6 VA	Internal	-	Protected against polarity reversal	-
5792905270	3.4 VA	Internal	-	Protected against polarity reversal	-
5792905280	2.8 VA	Internal	-	Protected against polarity reversal	-
5792905680	3 VA	Internal	Red	Protected against polarity reversal	-

Nominal flow Q_n at 6 bar and $\Delta p = 1$ bar, MO = Manual override

1) With LED and protective diode for reducing voltage peaks in the solenoid coil, protected against polarity reversal

Technical information

The min. control pressure must be adhered to, since otherwise faulty switching and valve failure may result!

The pressure dew point must be at least 15 °C under ambient and medium temperature and may not exceed 3 °C .

The oil content of compressed air must remain constant during the life cycle.

Use only the approved oils from AVENTICS. Further information can be found in the "Technical information" document (available in the MediaCentre).

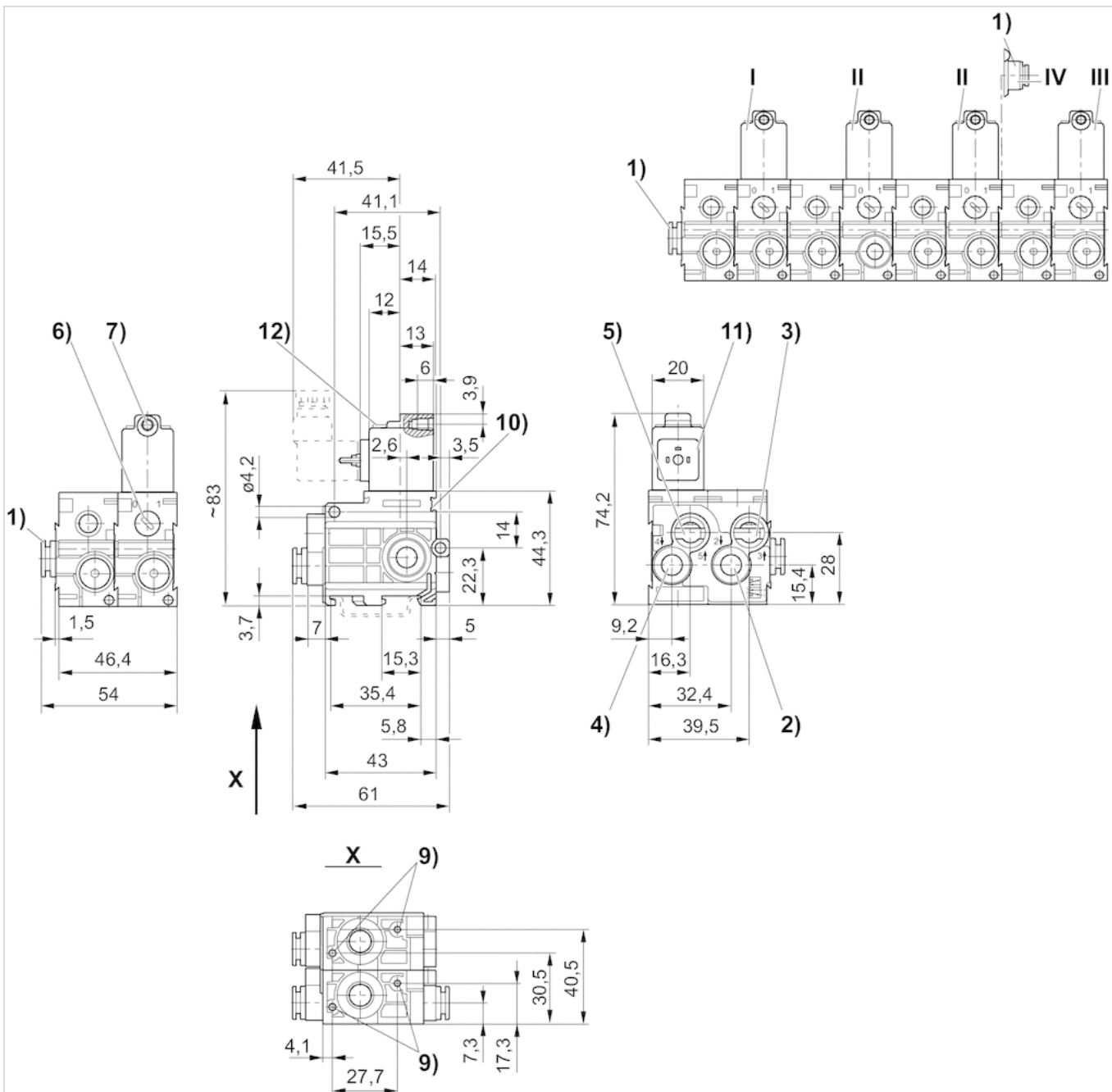
At an ambient temperature of 40 °C the max. working pressure is 10 bar .
 Versions with voltage of less than 50 V DC do not have a protective ground.

Technical information

Material	
Housing	Polyamide
Seals	Acrylonitrile butadiene rubber Polyurethane

Dimensions

Dimensions



1) Port 1

- 2) Port 2
- 3) Port 3
- 4) Port 4
- 5) Port 5
- 6) Manual override
- 7) Core Ø for M5
- 8) Exhaust air must not be throttled
- 9) Pocket hole 6 mm deep for 3.5 self-tapping screw
- 10) mounting space for name plate
- 11) Coil can be rotated at 180° intervals
- 12) LED

* Air connection module (item IV) mounted onto stacking valve (item II) permits additional air supply from right hand side. End valve (item III) not required.

I = Inlet valve, II = Stacking valve, III = End valve

* Order air connection module 5790000092 separately






3/2-directional valve, Series 579

- Qn = 520-850 l/min
- Compressed air connection output Ø 6x1 Ø 8x1
- Single air pilot
- Pipe connection
- single valve



Version	Poppet valve
Activation	pneumatically
Sealing principle	Soft sealing
Working pressure min./max.	0.5 ... 8 bar
Control pressure min./max.	2 ... 10 bar
Ambient temperature min./max.	-15 ... 60 °C
Medium temperature min./max.	-15 ... 60 °C
Medium	Compressed air
Max. particle size	5 µm
Oil content of compressed air	0 ... 1 mg/m ³
Weight	See table below

Technical data

Part No.		NC	Compressed air connection	
			Input	Output
5794400000		NC	Ø 6x1	Ø 6x1
5794600000		NC	Ø 8x1	Ø 8x1
5794400010		NO	Ø 6x1	Ø 6x1
5794600010		NO	Ø 8x1	Ø 8x1

Part No.	Compressed air connection		Flow Qn	Weight
	Pilot control exhaust			
5794400000	Ø 4		520 l/min	0.062 kg
5794600000	Ø 4		850 l/min	0.058 kg
5794400010	Ø 4		520 l/min	0.062 kg
5794600010	Ø 4		600 l/min	0.059 kg

Nominal flow Qn at 6 bar and $\Delta p = 1$ bar, Control pressure in port 12 must be greater than pressure in port 1

Technical information

The min. control pressure must be adhered to, since otherwise faulty switching and valve failure may result!

The pressure dew point must be at least 15 °C under ambient and medium temperature and may not exceed 3 °C .

The oil content of compressed air must remain constant during the life cycle.

Use only the approved oils from AVENTICS. Further information can be found in the "Technical information" document (available in the MediaCentre).

At an ambient temperature of 40 °C the max. working pressure is 10 bar .

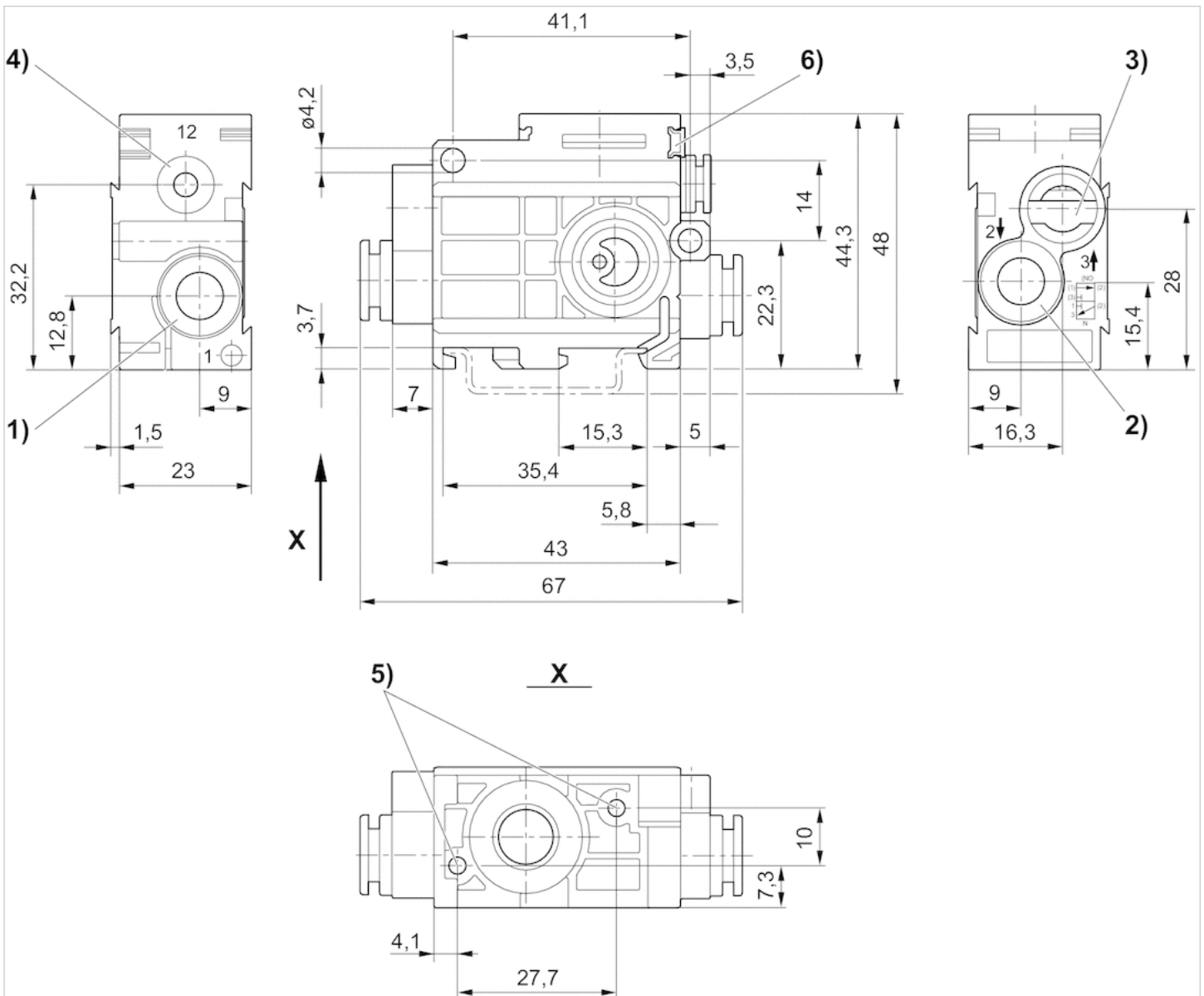
Technical information

Material

Housing	Polyamide
Seals	Acrylonitrile butadiene rubber

Dimensions

Dimensions



- 1) port 1
- 2) port 2
- 3) port 3 exhaust must not be throttled
- 4) port 12
- 5) pocket hole 6 mm deep for 3.5 self-tapping screw
- 6) mounting space for name plate

3/2-directional valve, Series 579

- Qn = 600-850 l/min
- Compressed air connection output \varnothing 8x1
- Single air pilot
- Pipe connection
- Can be assembled into blocks
- Inlet valve Stacking valve End valve



Version	Poppet valve
Activation	pneumatically
Sealing principle	Soft sealing
Blocking principle	Plate principle
Working pressure min./max.	0.5 ... 8 bar
Control pressure min./max.	2 bar
Ambient temperature min./max.	-15 ... 60 °C
Medium temperature min./max.	-15 ... 60 °C
Medium	Compressed air
Max. particle size	5 μ m
Oil content of compressed air	0 ... 1 mg/m ³
Weight	See table below

Technical data

Part No.			Compressed air connection	Compressed air connection	Flow
			Output	Pilot control exhaust	Qn
5790600000		NC	\varnothing 8x1	\varnothing 4	850 l/min
5791600000		NC	\varnothing 8x1	\varnothing 4	850 l/min
5792600000		NC	\varnothing 8x1	\varnothing 4	850 l/min
5790600010		NO	\varnothing 8x1	\varnothing 4	600 l/min
5791600010		NO	\varnothing 8x1	\varnothing 4	600 l/min
5792600010		NO	\varnothing 8x1	\varnothing 4	600 l/min

Part No.	Blocking principle	Weight
5790600000	Inlet valve	0.06 kg
5791600000	Stacking valve	0.056 kg
5792600000	End valve	0.062 kg
5790600010	Inlet valve	0.06 kg
5791600010	Stacking valve	0.057 kg
5792600010	End valve	0.058 kg

Nominal flow Qn at 6 bar and $\Delta p = 1$ bar, Control pressure in port 12 must be greater than pressure in port 1

Technical information

The min. control pressure must be adhered to, since otherwise faulty switching and valve failure may result!

The pressure dew point must be at least 15 °C under ambient and medium temperature and may not exceed 3 °C .

The oil content of compressed air must remain constant during the life cycle.

Use only the approved oils from AVENTICS. Further information can be found in the "Technical information" document (available in the MediaCentre).

At an ambient temperature of 40 °C the max. working pressure is 10 bar .

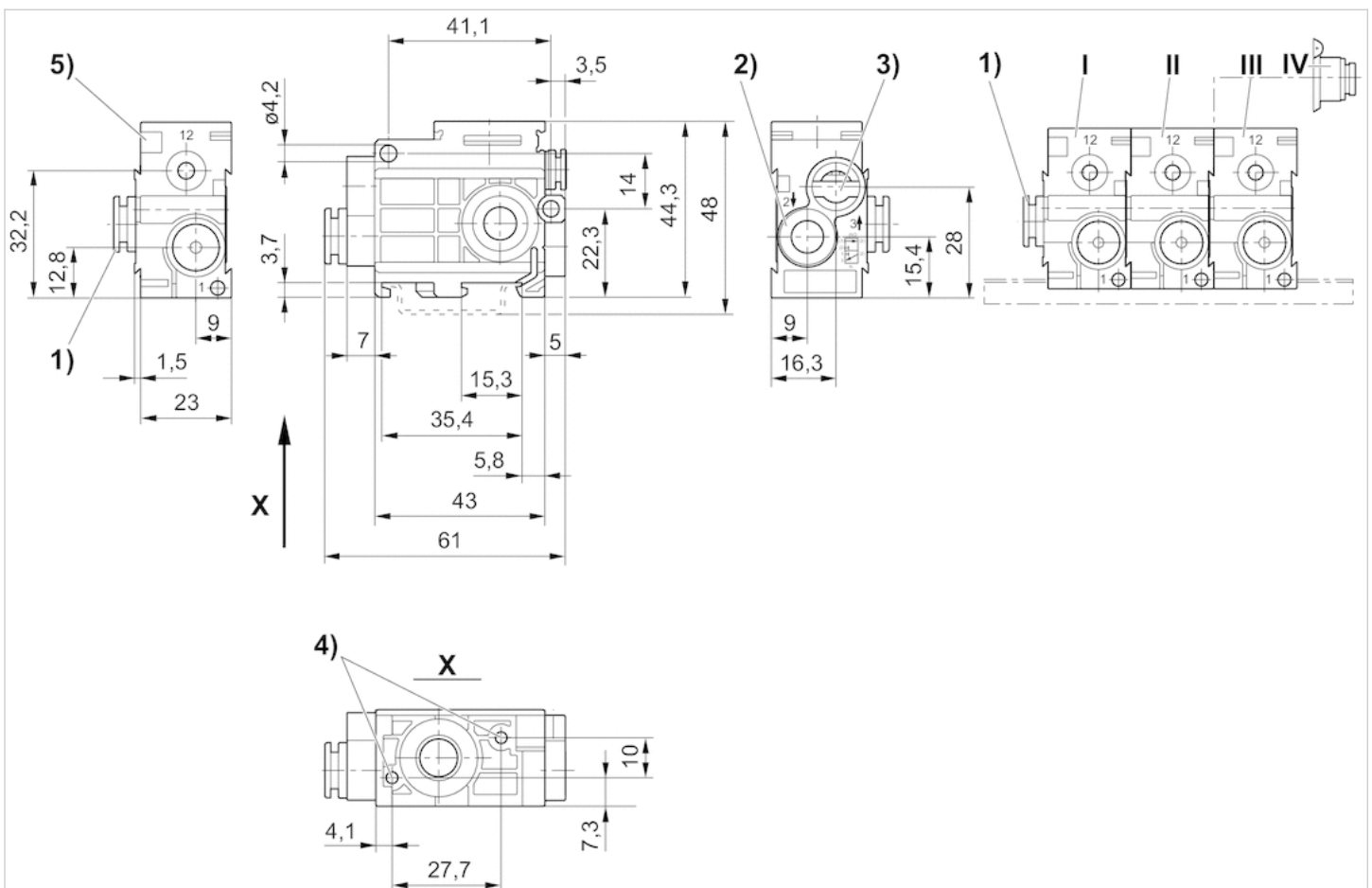
Technical information

Material

Housing	Polyamide
Seals	Acrylonitrile butadiene rubber

Dimensions

Dimensions



- 1) port 1
- 2) port 2
- 3) port 3 exhaust must not be throttled
- 4) pocket hole 6 mm deep for 3.5 self-tapping screw
- 5) mounting space for name plate

* Air conn. module (item IV) mounted onto stacking valve (item II) permits additional air supply from right hand side. End valve (item III) not required.

Inlet valve (pos. I)

Valve plug connector, series CON-VP

- Socket, form C, 2+E, angled, 90°
- ISO 15217
- unshielded
- with LED Green



Connection type	Screws
Ambient temperature min./max.	-40 ... 90 °C
Operational voltage	See table below
Protection class	IP65
Mounting screw tightening torque	0.4 Nm
Weight	See table below

Technical data

Part No.		Operational voltage	Max. current	Protective circuit	Contact assignment
1834484187		250 / 300 V AC/DC	6 A	-	2+E
4402050330		24 V AC/DC	-	Z-diode	2+E

Part No.	LED status display	suitable cable-Ø min./max	Seal	Weight
1834484187	-	4 / 8 mm	caoutchouc/butadiene caoutchouc	0.012 kg
4402050330	Green	-	-	0.014 kg

Part No.	Fig.	
1834484187	Fig. 1	-
4402050330	Fig. 3	1)

1)

Technical information

The specified protection class is only valid in assembled and tested state.

Technical information

Material	
Seals	caoutchouc/butadiene caoutchouc

Dimensions

Fig. 1

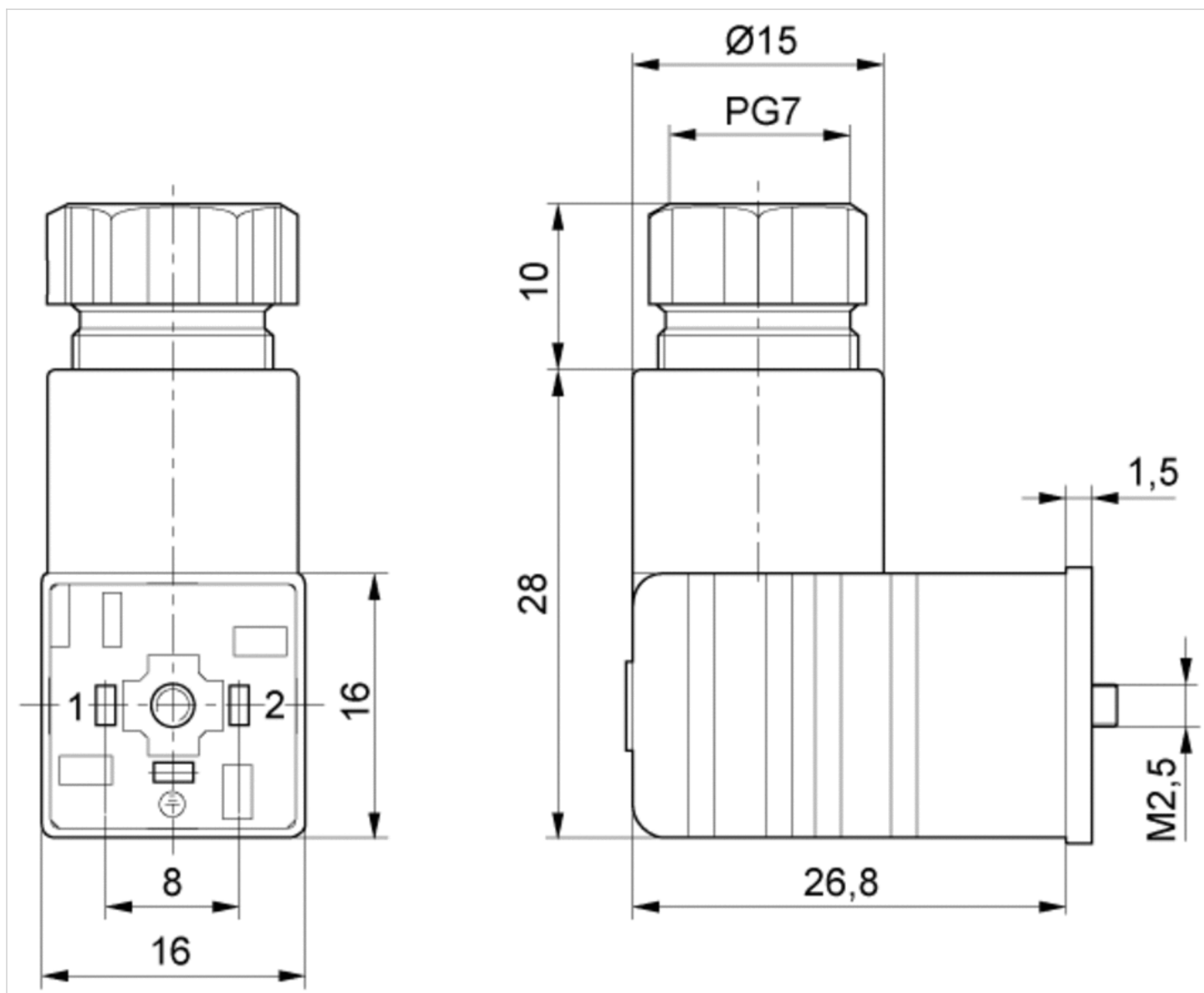


Fig. 2

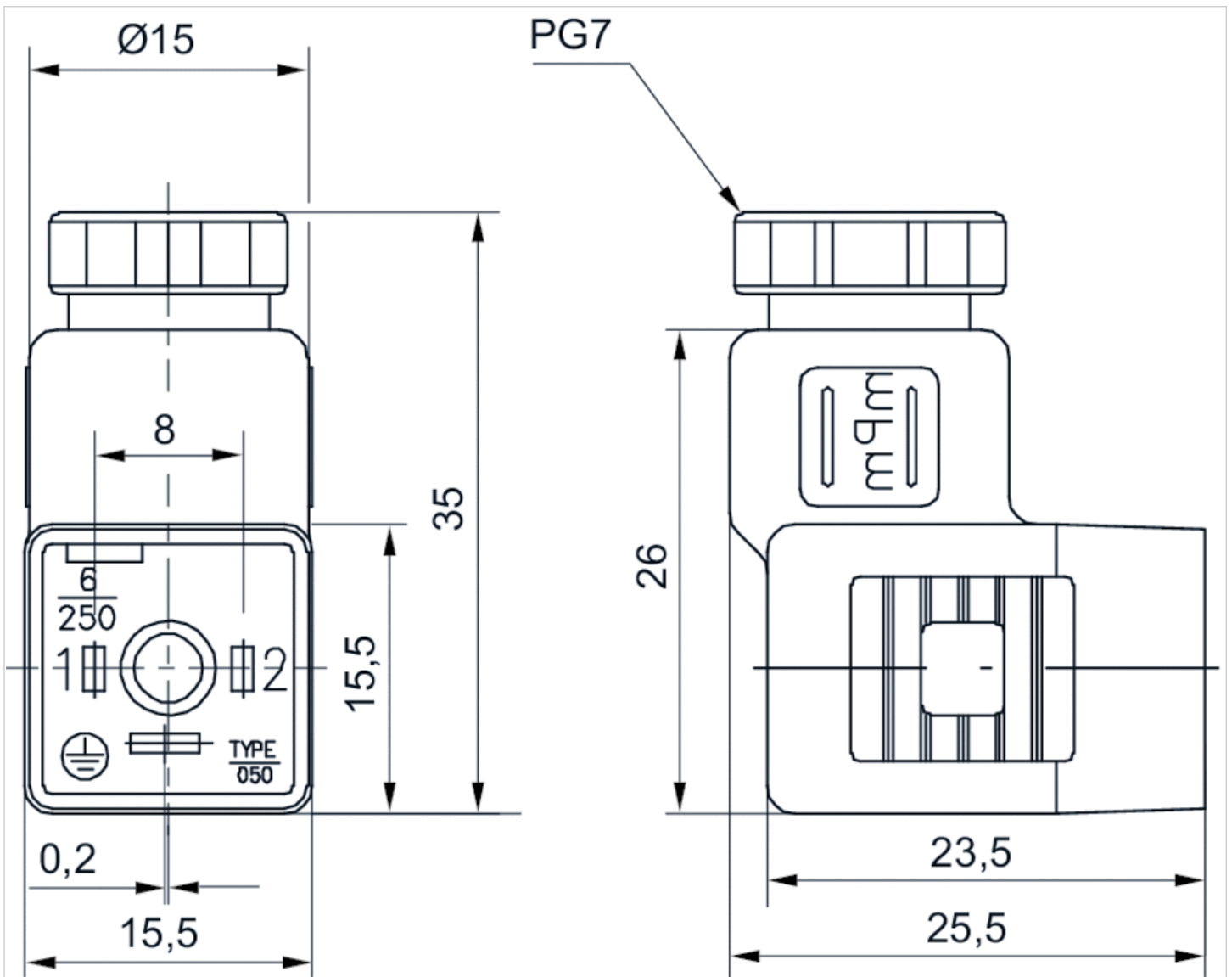
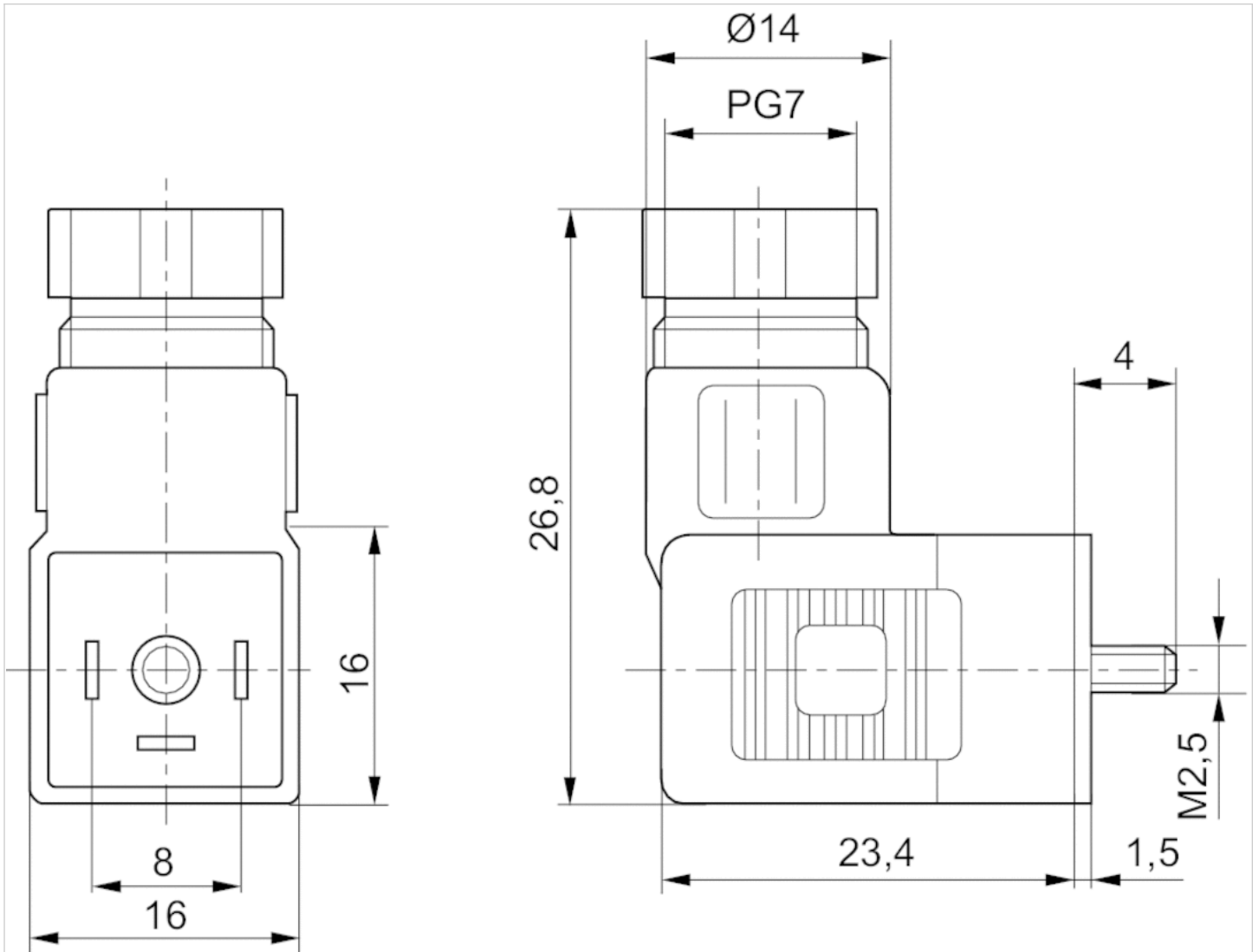



Fig. 3



Valve plug connector, series CON-VP

- Socket form C 2+E angled 90°
- open cable ends 3-pin
- with cable
- unshielded



Ambient temperature min./max.	-20 ... 80 °C
Operational voltage	See table below
Protection class	IP67
Wire cross-section	0.75 mm ²
Mounting screw tightening torque	0.4 Nm
Weight	See table below

Technical data

Part No.		Operational voltage	Max. current	Protective circuit	Contact assignment
1834484204		24 V AC/DC	6 A	Z-diode	2+E
1834484205		24 V AC/DC	6 A	Z-diode	2+E
1834484206		24 V AC/DC	6 A	Z-diode	2+E
1834484207		24 V AC/DC	6 A	Z-diode	2+E
1834484236		24 V AC/DC	6 A	Z-diode	2+E
1834484208		230 V AC/DC	6 A	Varistor	2+E
1834484209		230 V AC/DC	6 A	Varistor	2+E
1834484210		230 V AC/DC	6 A	Varistor	2+E
1834484211		230 V AC/DC	6 A	Varistor	2+E
1834484212		230 V AC/DC	6 A	-	2+E
1834484213		230 V AC/DC	6 A	-	2+E
1834484214		230 V AC/DC	6 A	-	2+E
1834484215		230 V AC/DC	6 A	-	2+E

Part No.	LED status display	Number of wires	Cable-Ø	Cable length	Weight	Fig.	
1834484204	Yellow	3	5.9 mm	3 m	0.185 kg	Fig. 1	1)
1834484205	Yellow	3	5.9 mm	3 m	0.185 kg	Fig. 2	1)
1834484206	Yellow	3	5.9 mm	5 m	0.292 kg	Fig. 1	1)
1834484207	Yellow	3	5.9 mm	5 m	0.298 kg	Fig. 2	1)
1834484236	Yellow	3	5.9 mm	10 m	0.571 kg	Fig. 2	1)
1834484208	Yellow	3	5.9 mm	3 m	0.171 kg	Fig. 1	1)
1834484209	Yellow	3	5.9 mm	3 m	0.194 kg	Fig. 2	1)
1834484210	Yellow	3	5.9 mm	5 m	0.297 kg	Fig. 1	1)
1834484211	Yellow	3	5.9 mm	5 m	0.285 kg	Fig. 2	1)
1834484212	-	3	5.9 mm	3 m	0.183 kg	Fig. 1	-
1834484213	-	3	5.9 mm	3 m	0.183 kg	Fig. 2	-

Part No.	LED status display	Number of wires	Cable-Ø	Cable length	Weight	Fig.	
1834484214	-	3	5.9 mm	5 m	0.308 kg	Fig. 1	-
1834484215	-	3	5.9 mm	5 m	0.308 kg	Fig. 2	-

1) Scope of delivery incl. flat gasket

Technical information

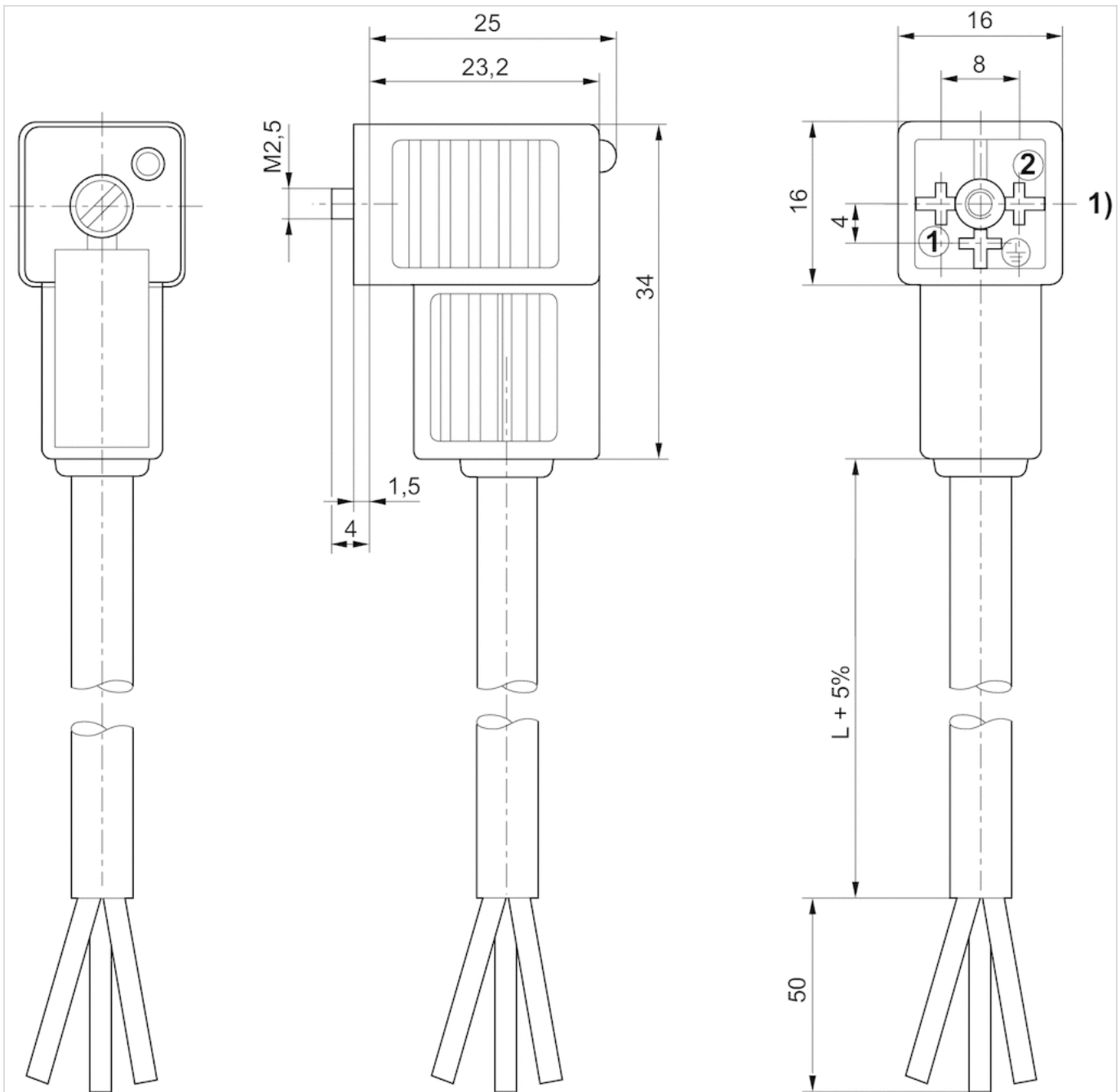
The specified protection class is only valid in assembled and tested state.

Technical information

Material	
Seals	caoutchouc/butadiene caoutchouc
Cable sheath	Polyvinyl chloride

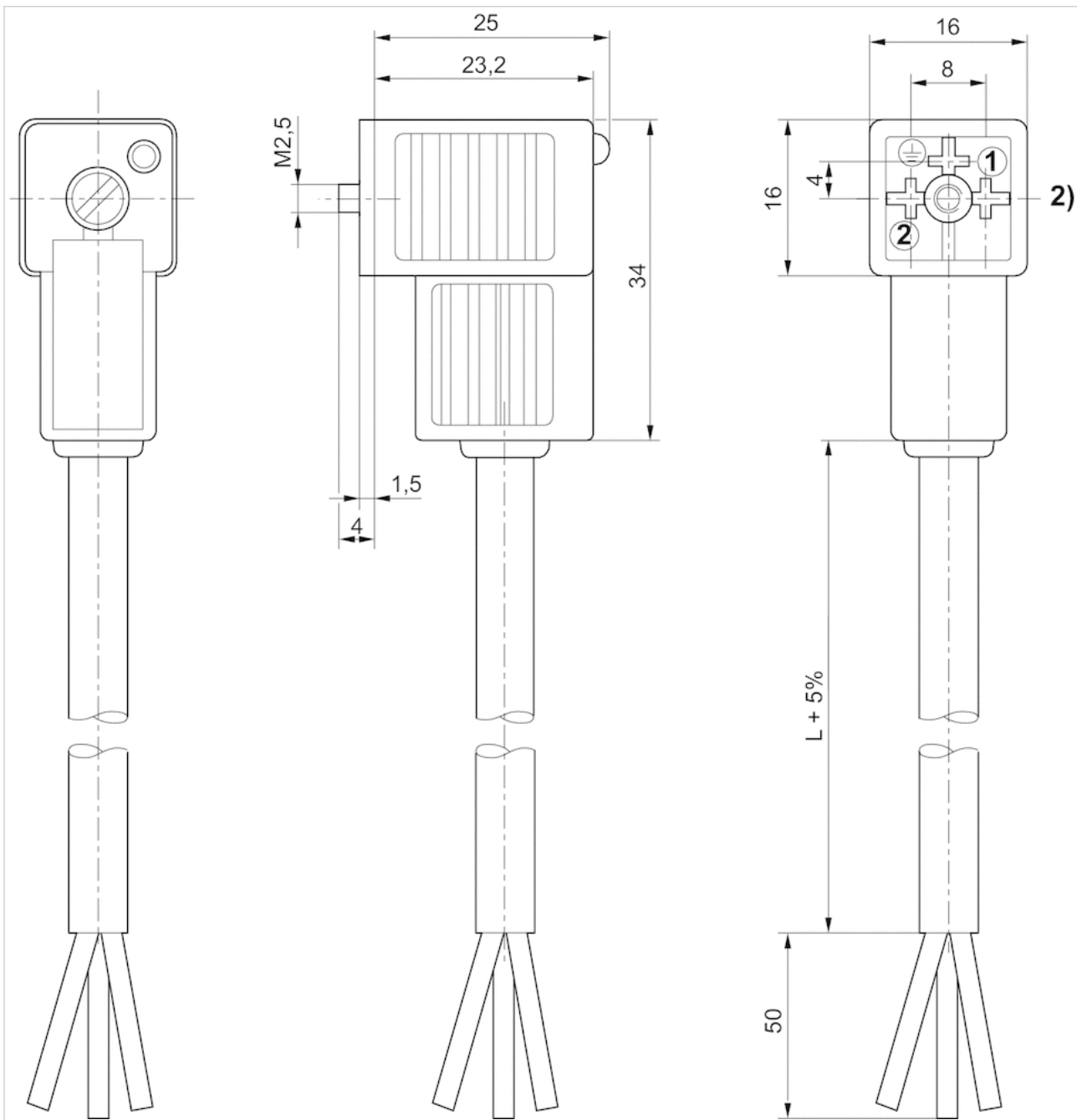
Dimensions

Fig. 1



1) 0° female insert

Fig. 2



2) 180° female insert

Contact bridges, series CON-CB

- Plug, 4-pin, straight, 180°
- Socket, form C, 2-pin, straight
- Number of solenoid coils 1



Ambient temperature min./max.	-15 ... 50 °C
Protection class	IP65
Operational voltage	24 V AC/DC
Voltage tolerance AC 50 Hz	-10% / +10%
Voltage tolerance AC 60 Hz	-10% / +10%
Valve LED status display	Yellow
Mounting screw	M2.5 with slot
Tightening torque for mounting screws [+0,05]	0.25 Nm
Weight	0.016 kg

Technical data

Part No.

5763573113

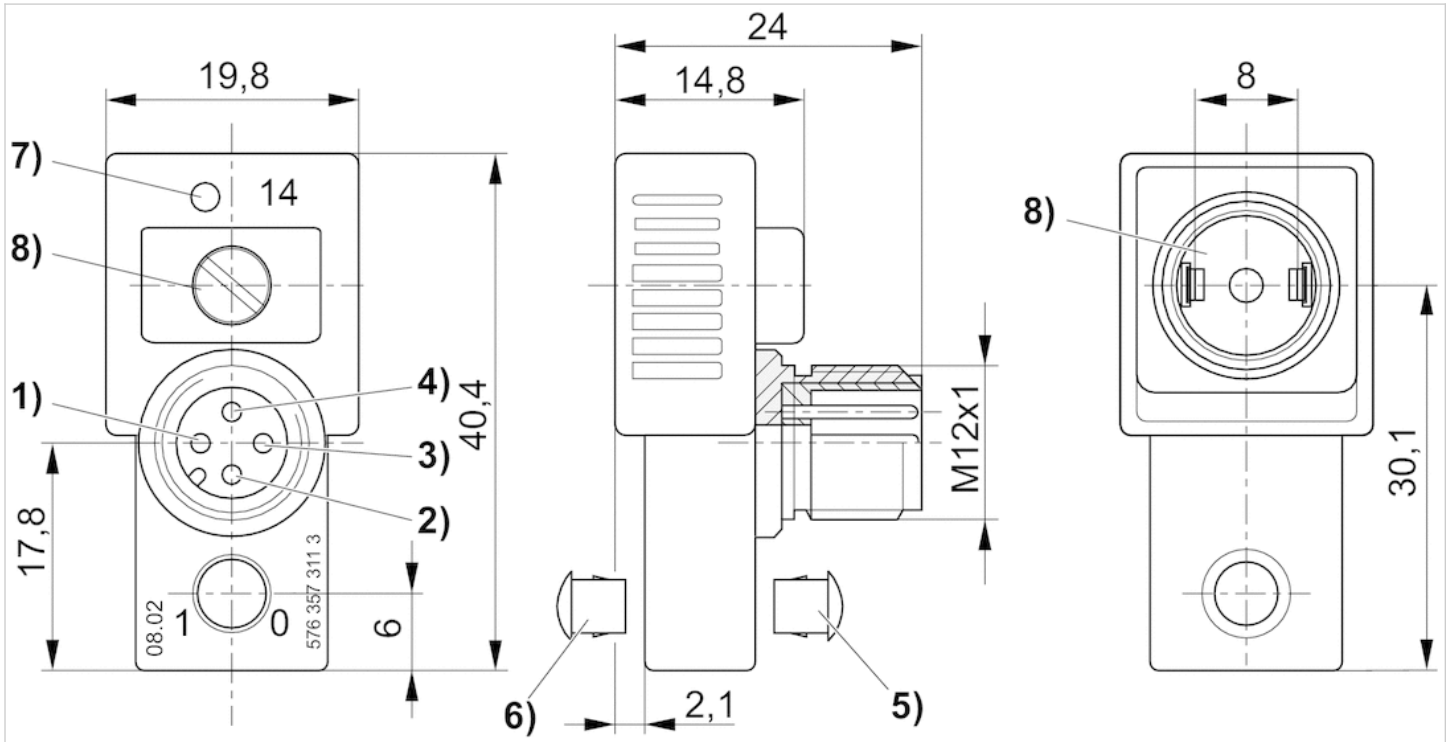
Technical information

Material

Housing	Polyester amide
Seals	Fluorocaoutchouc

Dimensions

Dimensions



- 1) not assigned
- 2) not assigned
- 3) 0 V
- 4) magnet 14
- 5) Sealing cap for manual override not removable
- 6) Removable
- 7) LED valve
- 8) captive seal and screw

Contact bridges, series CON-CB

- Control Snap Ø8
- Plug, 3-pin, straight, 180°
- Socket, form C, 2-pin, straight
- Number of solenoid coils 1



Ambient temperature min./max.	-25 ... 75 °C
Protection class	IP65
Operational voltage	24 V DC
Valve LED status display	Yellow
Mounting screw	M2.5 with slot
Tightening torque for mounting screws [+0,05]	0.25 Nm
Weight	0.012 kg

Technical data

Part No.	Wire cross-section
5763503183	0.14 mm ²

Technical information

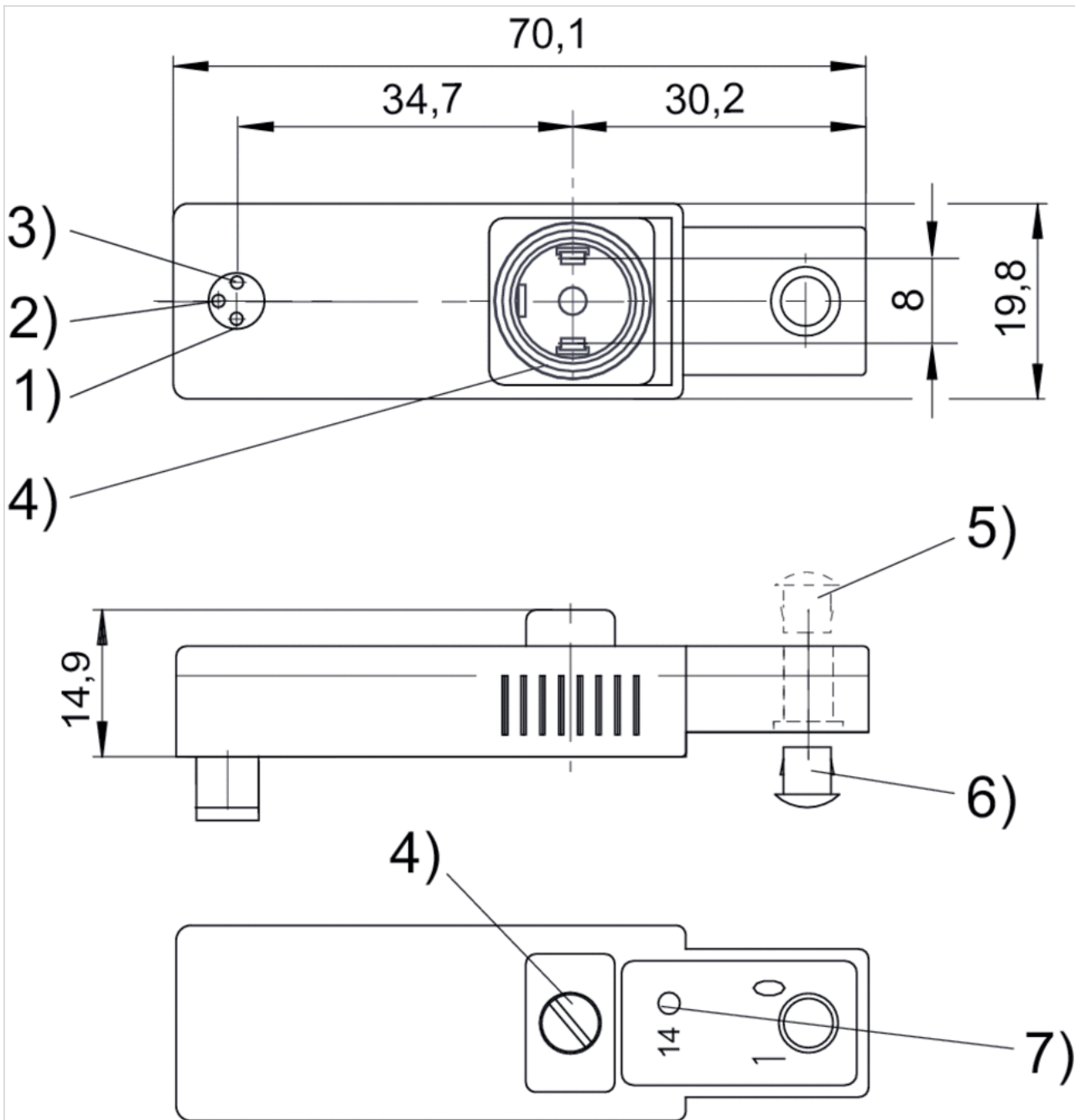
The specified protection class is only valid in assembled and tested state.

Technical information

Material	
Housing	Polyester amide
Seals	Fluorocaoutchouc

Dimensions

Dimensions



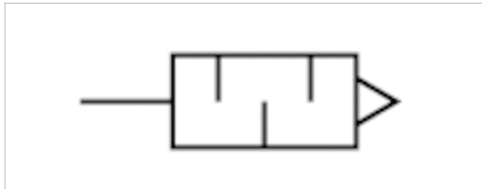
- 1) solenoid 14 2) not assigned 3) 0 V
- 4) captive seal and screw 5) sealing cap for manual override not removable 6) removable 7) LED valve

Silencers, series SI1

- M5
- Sintered bronze



Working pressure min./max.	0 ... 10 bar
Ambient temperature min./max.	-25 ... 80 °C
Medium	Compressed air
Sound pressure level	72 dB
Weight	0.004 kg
Comment	Flow characteristic curves can be found under "Diagrams".



Technical data

Part No.	Compressed air connection	Flow	Delivery unit
		Qn	
1827000006	M5	398 l/min	10 piece

Weight per piece

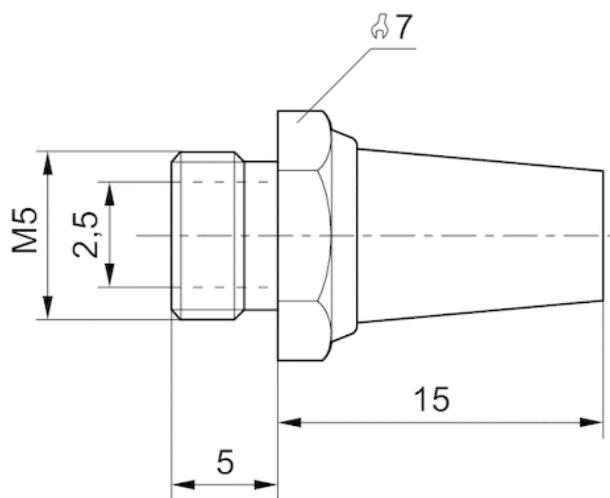
Nominal flow Qn at p1 = 6 bar (absolute) freely discharged. Sound pressure level measured at 6 bar against atmosphere at 1 m distance.

Technical information

Material	
Silencer	Sintered bronze
Thread	Brass

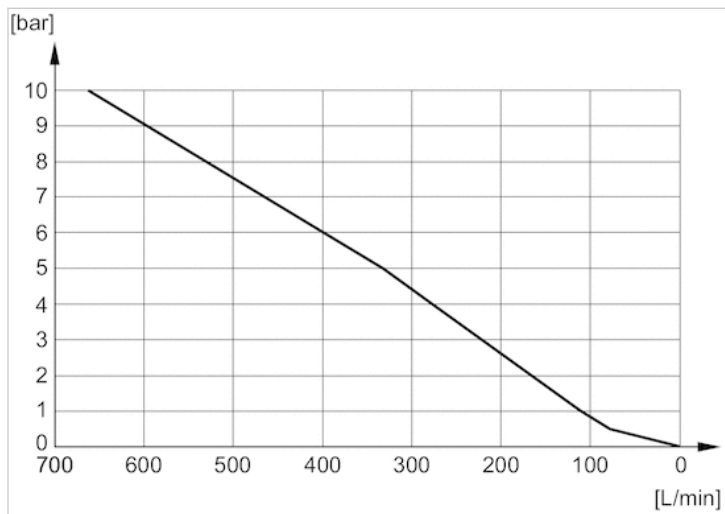
Dimensions

Dimensions in mm



Diagrams

Flow diagram, 1827000006



Silencers, series SI1

- Sintered bronze



Working pressure min./max.

0 ... 10 bar

Ambient temperature min./max.

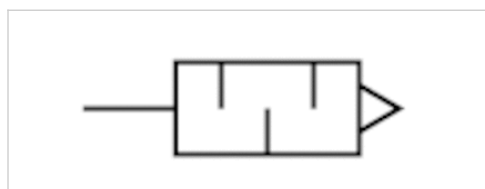
-25 ... 80 °C

Medium

Compressed air

Weight

0.008 kg



Technical data

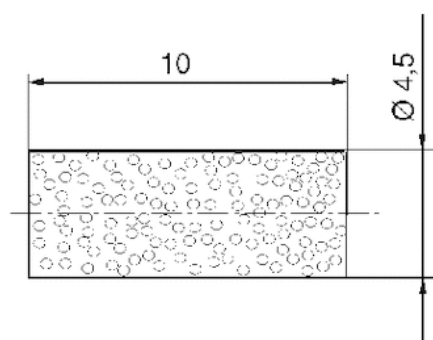
Part No.
8993800114

Technical information

Material	
Silencer	Sintered bronze

Dimensions

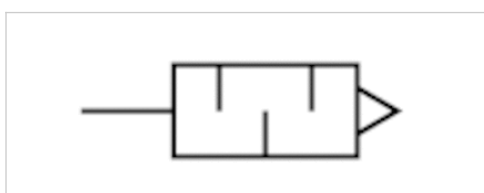
Dimensions



Silencers, series SI1



Working pressure min./max.	0 ... 10 bar
Ambient temperature min./max.	-25 ... 60 °C
Medium	Compressed air
Sound pressure level	78 dB
Weight	See table below



Technical data

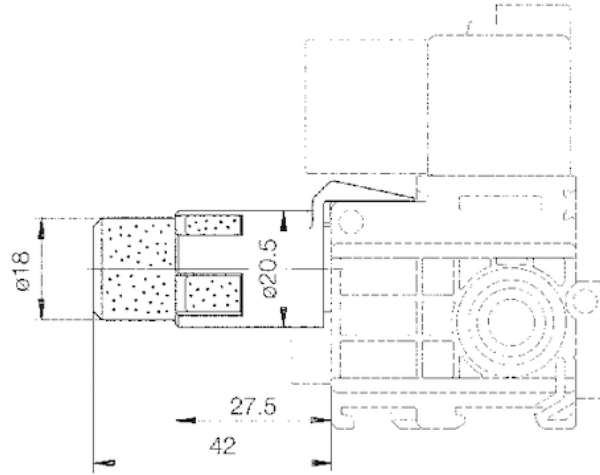
Part No.	Flow	Delivery unit	Weight
	Qn		
5790005312	1300 l/min	1 piece	0.008 kg
5790005332	1300 l/min	10 piece	0.08 kg
5790005352	1300 l/min	100 piece	0.8 kg

Technical information

Material	
Thread	Polypropylene

Dimensions

Dimensions



Air connection module



Working pressure min./max.	0.5 ... 8 bar
Ambient temperature min./max.	-15 ... 60 °C
Weight	0.008 kg

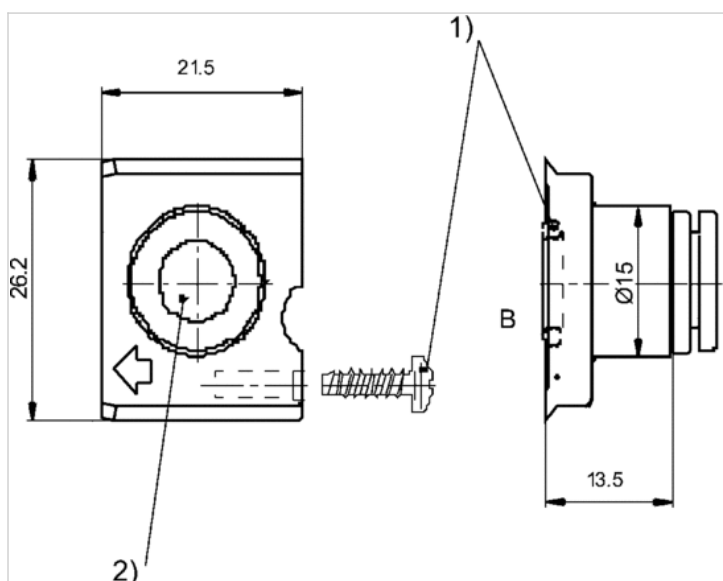
Technical data

Part No.	Type	Delivery unit
5790000092	Air connection module	1 piece

Technical information

Material	
Housing	Polyamide

Dimensions



1) mounting screw and O-ring included in scope of delivery

2) Push-in fitting Ø 8x1

Collected exhaust, Series S11

- for 579, 589



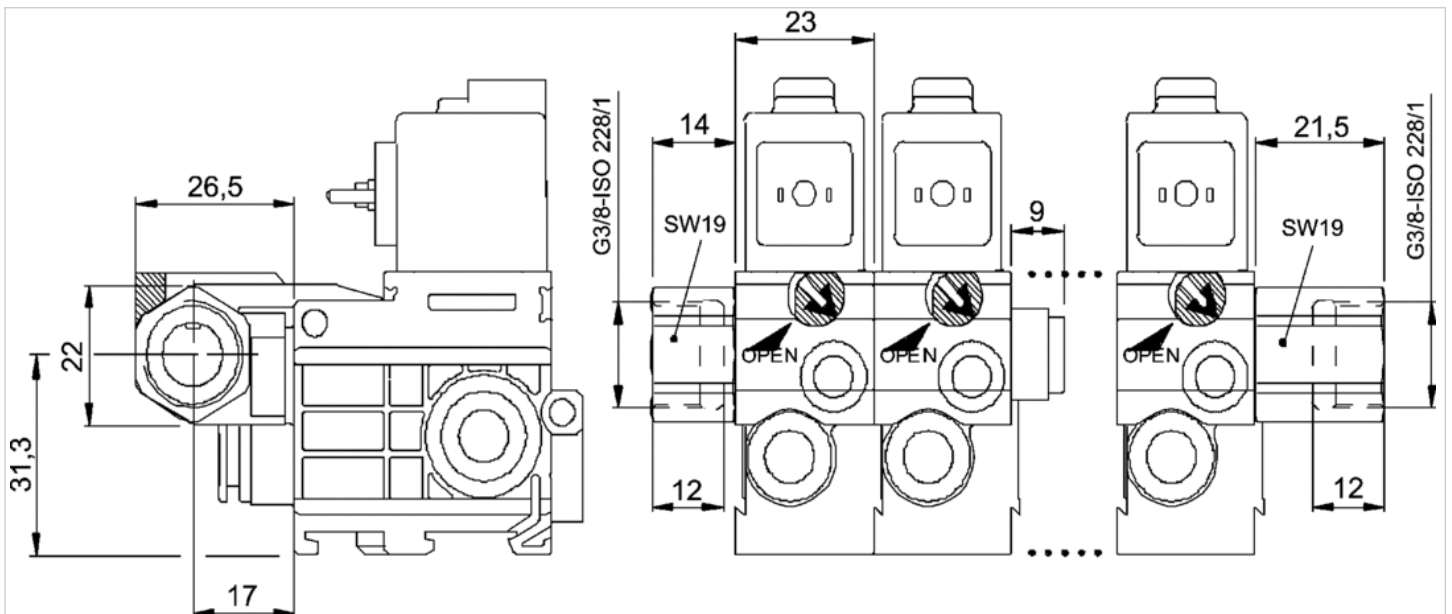
Working pressure min./max. -0.95 ... 10 bar
 Ambient temperature min./max. -15 ... 60 °C

Technical data

Part No.	Type
5790002202	Output module left side G 3/8
5790002212	Stacking module
5790002222	End module
5790002232	Output module left side 10x 1
5790002242	Output module right side G 3/8

Dimensions

Dimensions



Threaded pins



Technical data

Part No.	Version	Thread connection	Delivery quantity
8102060582	For mounting on the hat rail	M4	50 piece

Name plates



Technical data

Part No.	Type	Delivery unit
8943056312	1-10	5 piece
8943056322	11-20	5 piece

Efficient pneumatic solutions, our program: cylinders and drives, valves and valve systems, air supply management



Visit us: [Emerson.com/Aventics](https://www.emerson.com/Aventics)

Your local contact: [Emerson.com/contactus](https://www.emerson.com/contactus)



Emerson.com



[Facebook.com/EmersonAutomationSolutions](https://www.facebook.com/EmersonAutomationSolutions)



[LinkedIn.com/company/Emerson-Automation-Solutions](https://www.linkedin.com/company/Emerson-Automation-Solutions)



[Twitter.com/EMR_Automation](https://twitter.com/EMR_Automation)

An example configuration is depicted on the title page. The delivered product may thus vary from that in the illustration. Subject to change. This Document, as well as the data, specifications and other information set forth in it, are the exclusive property of AVENTICS GmbH. It may not be reproduced or given to third parties without its consent. Only use the AVENTICS products shown in industrial applications. Read the product documentation completely and carefully before using the product. Observe the applicable regulations and laws of the respective country. When integrating the product into applications, note the system manufacturer's specifications for safe use of the product. The data specified only serve to describe the product. No statements concerning a certain condition or suitability for a certain application can be derived from our information. The information given does not release the user from the obligation of own judgment and verification. It must be remembered that the products are subject to a natural process of wear and aging.

The Emerson logo is a trademark and service mark of Emerson Electric Co. Brand logotype are registered trademarks of one of the Emerson family of companies. All other marks are the property of their respective owners. © 2017 Emerson Electric Co. All rights reserved.
2019-03



CONSIDER IT SOLVED™